



ROMANIA AT 31 DECEMBER 2010

The data is collected from the HIV/AIDS confirmation charts, sent by the nine Regional Centers for Evaluation and Monitoring of HIV/AIDS Data and further processed and elaborated by Compartment for Monitoring and Evaluation of HIV/AIDS data in Romania, in National Infectious Diseases Institute–Bucharest.

REGIONAL CENTERS FOR MONITORING AND EVALUATION OF HIV/AIDS INFECTION



REGIONAL CENTER	COORDONATORS
<i>National Institute of Infectious Diseases “Prof.Dr.Matei Balș”</i>	<i>Prof Adrian Streinu-Cercel - President</i>
	<i>Dr. Mariana Mărdărescu Coordinator of Compartment for Monitoring and Evaluation of HIV/AIDS Infection in Romania</i>
	<i>Lecturer Elisabeta Otilia Benea Coordinator of the National Adults Program</i>
	<i>Dr. Sorin Petrea Coordinator of the National Children Program</i>
<i>Victor Babeș Bucharest</i>	<i>Prof.Emanoil Ceaușu - President</i>
	<i>Dr.Dan Duiculescu</i>
<i>Brașov</i>	<i>Dr.Ion Alfianu Florea - President</i>
<i>Cluj</i>	<i>Dr.Corina Itu - President</i>
<i>Constanța</i>	<i>Prof. Sorin Rugină - President</i>
<i>Craiova</i>	<i>Prof.Augustin Cupșa – President</i>
<i>Iași</i>	<i>Prof. Carmen Dorobăț – President</i>
	<i>Dr.Liviu Prisăcariu</i>
<i>Târgu Mureș</i>	<i>Lecturer Carmen Chiriac - President</i>
<i>Timișoara</i>	<i>Prof. Lucian Negruțiu – President</i>

COUNTYS' ASSIGNATION AT THE REGIONAL CENTERS FOR MONITORING AND EVALUATION OF HIV/AIDS INFECTION

INBI "PROF.DR. MATEI BALȘ" REGIONAL CENTER	BUCHAREST
	ARGEȘ
	BUZĂU
	DAMBOVIȚA
	GALAȚI
	IALOMIȚA
	PRAHOVA
	ILFOV
	VÂLCEA
	VRANCEA

CRAIOVA REGIONAL CENTER	DOLJ
	GORJ
	MEHEDINȚI
	OLT

CONSTANȚA REGIONAL CENTERS	CONSTANȚA
	TULCEA

V. BABEȘ BUCHAREST REGIONAL CENTERS	BRĂILA
	CĂLĂRAȘI
	GIURGIU
	TELEORMAN
	V.BABEȘ-BUCUREȘTI

IAȘI REGIONAL CENTER	BACĂU
	BOTOȘANI
	IAȘI
	NEAMȚ
	SUCEAVA
	VASLUI

BRAȘOV REGIONAL CENTER	BRAȘOV
	COVASNA
	HARGHITA

TÂRGU MUREȘ REGIONAL CENTER	ALBA
	BISTRIȚA NĂSĂUD
	MUREȘ
	SIBIU

CLUJ REGIONAL CENTER	BIHOR
	CLUJ
	MARAMUREȘ
	SATU MARE
	SĂLAJ

TIMIȘOARA REGIONAL CENTER	ARAD
	CARAȘ SEVERIN
	HUNEDOARA
	TIMIȘ

MINISTRY OF HEALTH
NATIONAL INSTITUTE OF INFECTIOUS DISEASES "PROF.DR.MATEI BALȘ"
Compartment for Monitoring and Evaluation of HIV/AIDS Infection in Romania
GENERAL DATA AT 31 DECEMBER 2010

<i>TOTAL HIV/AIDS CASES (CUMULATIVE 1985-2010)</i>	16697
<i>OUT OF WHICH:</i>	
HIV/AIDS CASES at children (0-14 years at diagnosis date)	9837
HIV/AIDS CASES at adults (> 14 years at diagnosis date)	6860
<i>Total no. of AIDS deaths</i>	5707
Out of records HIV/AIDS children + adults	585
<i>NUMBER OF PLWHA (people living with HIV/AIDS)</i>	10405
<i>TOTAL AIDS CASES (CUMULATIVE 1985-2010)</i>	12068
AIDS Cases at children (0-14 years at diagnosis date)	7897
AIDS Cases at adults (> 14 years at diagnosis date)	4171
<i>TOTAL HIV CASES (CUMULATIVE 1992-2010)</i>	4629
HIV Cases at children (0-14 years at diagnosis date)	1940
HIV Cases at adults (> 14 years at diagnosis date)	2689
<i>NEW HIV/AIDS CASES, diagnosed during 01.01 – 31.12.2010</i>	440
<i>NEW HIV NOTIFIED CASES</i>	241
<i>NEW AIDS NOTIFIED CASES</i>	199
<i>NUMBER OF DEATHS IN 2010 (01.01 – 31.12.2010)</i>	124

Source: Compartment for Monitoring and Evaluation of HIV/AIDS Infection in Romania INBI "Prof.Dr.M.Balș"

MINISTRY OF HEALTH
NATIONAL INSTITUTE OF INFECTIOUS DISEASES "PROF.DR.MATEI BALȘ"
Compartment for Monitoring and Evaluation of HIV/AIDS Infection in Romania
GENERAL DATA AT 31 DECEMBER 2010

<i>Patients in active records HIV+AIDS</i>	<i>8.916</i>
<i>Children (0-14 years*)</i>	<i>249</i>
<i>Adults(> 14 years*)</i>	<i>8.667</i>
<i>Patients with ARV treatment</i>	<i>7.276</i>
<i>Children (0-14 years*)</i>	<i>185</i>
<i>Adults (> 14 years*)</i>	<i>7.091</i>
Persons who received ARV prophylaxis	<i>614</i>
Persons who discontinued the ARV treatment	<i>650</i>

*current age

Distribution of HIV/AIDS cases by age groups, current age and gender at 31 December 2010 (cumulative no. 1985-2010)

AGE GROUP	GENDER		TOTAL
	MASCULINE	FEMININE	
< 1 year	2	1	3
1-4 years	15	24	39
5-9 years	31	45	76
10-12 years	25	21	46
13-14 years	11	7	18
15-19 years	203	151	354

Distribution of HIV/AIDS cases by age groups, current age and gender - 31 December 2010 (cumulative no. 1985-2010) cont.

20-24 years	3066	2779	5845
25-29 years	267	260	527
30-34 years	340	370	710
35-39 years	360	347	707
40-49 years	624	529	1153
50-59 years	385	249	634
60 years and over	186	107	293
TOTAL	5515	4890	10405

PATIENTS IN ACTIVE RECORDS AT 31 DECEMBER 2010

REGIONAL CENTERS	COUNTIES	Age group			TOTAL NO. OF PATIENTS IN ACTIVE RECORDS
		0-14 years	15-19 years	≥ 20 years	
R.C."PROF.DR.MATEI.BALS" BUCHAREST	INBI M.BALS	25	38	1467	1530
	ARGES	6	2	111	119
	BUZAU	12	5	89	106
	DAMBOVITA	5	23	148	176
	GALATI	11	18	265	294
	IALOMITA	1	2	38	41
	ILFOV	0	0	20	20
	PRAHOVA	9	24	170	203
	VALCEA	0	0	68	68
	VRANCEA	11	5	139	155
	TOTAL R.C.INBI "M.BALS"	80	117	2515	2712
R.C. V.BABES BUCURESTI	V.BABES	45	63	1285	1393
	BRAILA	3	5	86	94
	CALARASI	1	0	18	19
	GIURGIU	0	64	222	286
	TELEORMAN	4	4	107	115
	TOTAL R.C.V.BABES	53	136	1718	1907
R.C.BRASOV	BRASOV	4	1	144	149
	COVASNA	1	0	15	16
	HARGHITA	0	0	19	19
	TOTAL R.C BRASOV	5	1	178	184
R.C CLUJ	BIHOR	2	1	22	25
	CLUJ	6	2	129	137
	MARAMURES	0	3	55	58
	SATU MARE	0	1	11	12
	SALAJ	1	0	14	15
	TOTAL R.C CLUJ	9	7	231	247

PATIENTS IN ACTIVE RECORDS AT 31 DECEMBER 2010 (cont)

R.C. CONSTANTA	CONSTANTA	19	12	824	855
	TULCEA	3	0	32	35
	TOTAL R.C. CONSTANTA	22	12	856	890
R.C CRAIOVA	DOLJ	3	6	210	219
	GORJ	1	0	31	32
	MEHEDINTI	1	0	16	17
	OLT	6	3	242	251
	TOTAL R.C. CRAIOVA	11	9	499	519
R.C IASI	BACAU	6	10	327	343
	BOTOSANI	4	12	179	195
	IASI	4	16	238	258
	NEAMT	8	3	229	240
	SUCEAVA	10	5	152	167
	VASLUI	4	20	102	126
	TOTAL R.C. IASI	36	66	1227	1329
R.C TG.MURES	ALBA	0	1	24	25
	BISTRITA NASAUD	0	0	7	7
	MURES	3	23	174	200
	SIBIU	2	1	128	131
	TOTAL R.C TG.MURES	5	25	333	363
R.C TIMISOARA	ARAD	7	2	125	134
	CARAS SEVERIN	4	5	199	208
	HUNEDOARA	15	4	247	266
	TIMIS	2	4	151	157
	TOTAL R.C TIMISOARA	28	15	722	765
Total		249	388	8279	8916

Source: Regional Centers for Surveillance and Monitoring of HIV/AIDS Infection

PATIENTS BENEFITING FROM THE HIV/AIDS CURATIVE PROGRAM IN 2010

REGIONAL CENTER	COUNTY	PATIENTS WITH ANTIRETROVIRAL TREATMENT				ANTIRETROVIRAL PROPHYLAXIS				PATIENTS WHO DISCONTINUED ART*	TOTAL NO. OF ART BENEFICIARIES
		AGE GROUP			TOTAL NO. OF PATIENTS WITH ART	EXPOSURE CATEGORIES			TOTAL NO. OF PROPHYLAXIS		
		0-14 YEARS	15-19 YEARS	≥ 20 YEARS		Newborns	Pregnant women	ACCIDENTAL			
R.C PROF.DR "MATEI .BALS" BUCURESTI	INBI M.BALS	24	30	1252	1306	42		19	61	202	1569
	ARGES	6	2	101	109	4	1	2	7	2	118
	BUZAU	4	4	72	80			1	1	8	89
	DAMBOVITA	4	21	113	138	1	1	13	15		153
	GALATI	10	17	211	238	5	5	2	12	46	296
	IALOMITA	1	1	30	32		1		1		33
	ILFOV			19	19				0		19
	PRAHOVA	9	19	153	181	4	4	1	9	22	212
	VALCEA			68	68				0		68
	VRANCEA	3	4	132	139	5	5	1	11		150
TOTAL R.C. INBI "M.BALS"	61	98	2151	2310	61	17	39	117	280	2707	
R.C V.BABES BUCURESTI	V.BABES	30	29	904	963	28	43	12	83	72	1118
	BRAILA	3	4	77	84	4	5		9	4	97
	CALARASI	1		9	10	1			1	1	12
	GIURGIU		3	152	155	11			11	6	172
	TELEORMAN	3	3	66	72	1	1		2		74
	TOTAL R.C V.BABES	37	39	1208	1284	45	49	12	106	83	1473
R.C BRASOV	BRASOV	2	1	124	127		6		6	8	141
	COVASNA	1		15	16				0		16
	HARGHITA			17	17		2	1	3		20
	TOTAL R.C BRASOV	3	1	156	160	0	8	1	9	8	177
R.C CLUJ	BIHOR	2	1	17	20				0		20
	CLUJ	6	2	102	110	4	5	82	91	5	206
	MARAMURES		3	54	57				0		57
	SATU MARE		1	10	11				0		11
	SALAJ	1		13	14				0		14
	TOTAL R.C CLUJ	9	7	196	212	4	5	82	91	5	308

*The patients ended the ART on their own initiative

PATIENTS BENEFITING FROM THE HIV/AIDS CURATIVE PROGRAM IN 2010 (cont)

R.C. CONSTANTA	CONSTANTA	19	11	675	705	31	29	21	81	55	841
	TULCEA			21	21		1		1	1	23
	TOTAL R.C CONSTANTA	19	11	696	726	31	30	21	82	56	864
R.C CRAIOVA	DOLJ	2	5	193	200	5	5	3	13	13	226
	GORJ	1		23	24		1		1	1	26
	MEHEDINTI	1		14	15				0	16	31
	OLT	4	3	219	226	6	6		12	1	239
	TOTAL R.C CRAIOVA	8	8	449	465	11	12	3	26	31	522
R.C IASI	BACAU	4	8	266	278		14	1	15	39	332
	BOTOSANI	2	11	145	158		4	1	5	20	183
	IASI	4	16	200	220		6	7	13	25	258
	NEAMT	8	3	216	227		6	8	14	9	250
	SUCEAVA	9	5	149	163		6	1	7	1	171
	VASLUI	4	20	92	116		1		1	1	118
	TOTAL R.C IASI	31	63	1068	1162	0	37	18	55	95	1312
R.C TG.MURES	ALBA		1	19	20		1		1	2	23
	BISTRITA NASAUD			7	7	1	2		3		10
	MURES	1	22	145	168	5	7	22	34	40	242
	SIBIU	2	1	101	104		4	24	28	8	140
	TOTAL R.C TG.MURES	3	24	272	299	6	14	46	66	50	415
R.C TIMISOARA	ARAD	7	2	118	127	4	3	3	10	3	140
	CARAS SEVERIN	4	4	161	169	8	7		15	18	202
	HUNEDOARA	1	4	229	234	1	2		3	20	257
	TIMIS	2	4	122	128	2	7	6	15	1	144
	TOTAL R.C TIMISOARA	14	14	630	658	15	19	9	43	42	743
TOTAL		185	265	6826	7276	173	191	231	595	650	8521

Source: Regional Centers for Surveillance and Monitoring of HIV/AIDS Infection

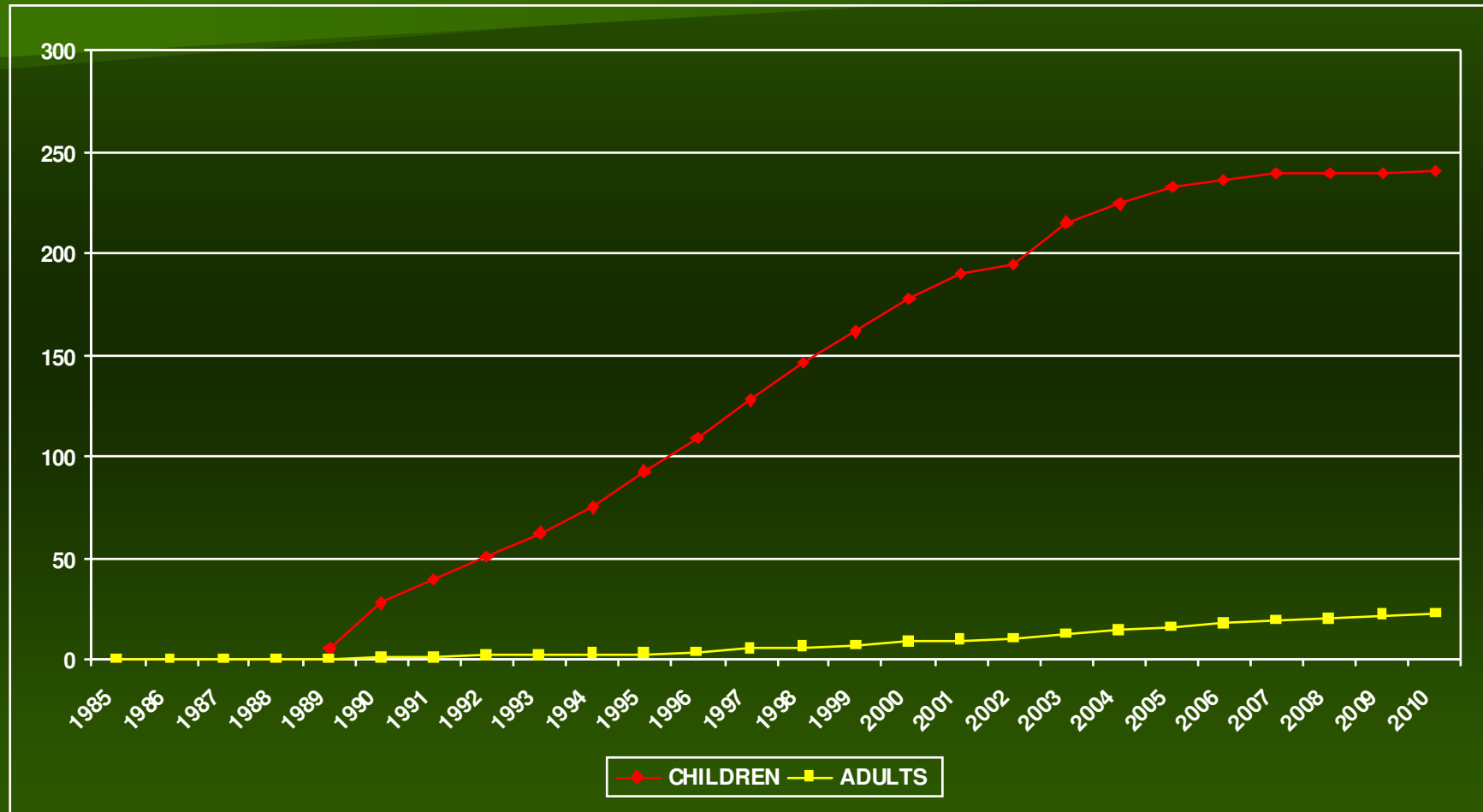
AIDS incidence at adults and children, between 1985 – 2010 (per 100.000)



Children 2010: 0.23/100.000

Adults 2010: 1,05/100.000

AIDS Prevalence at adults and children, between 1985 – 2010 (per 100.000)



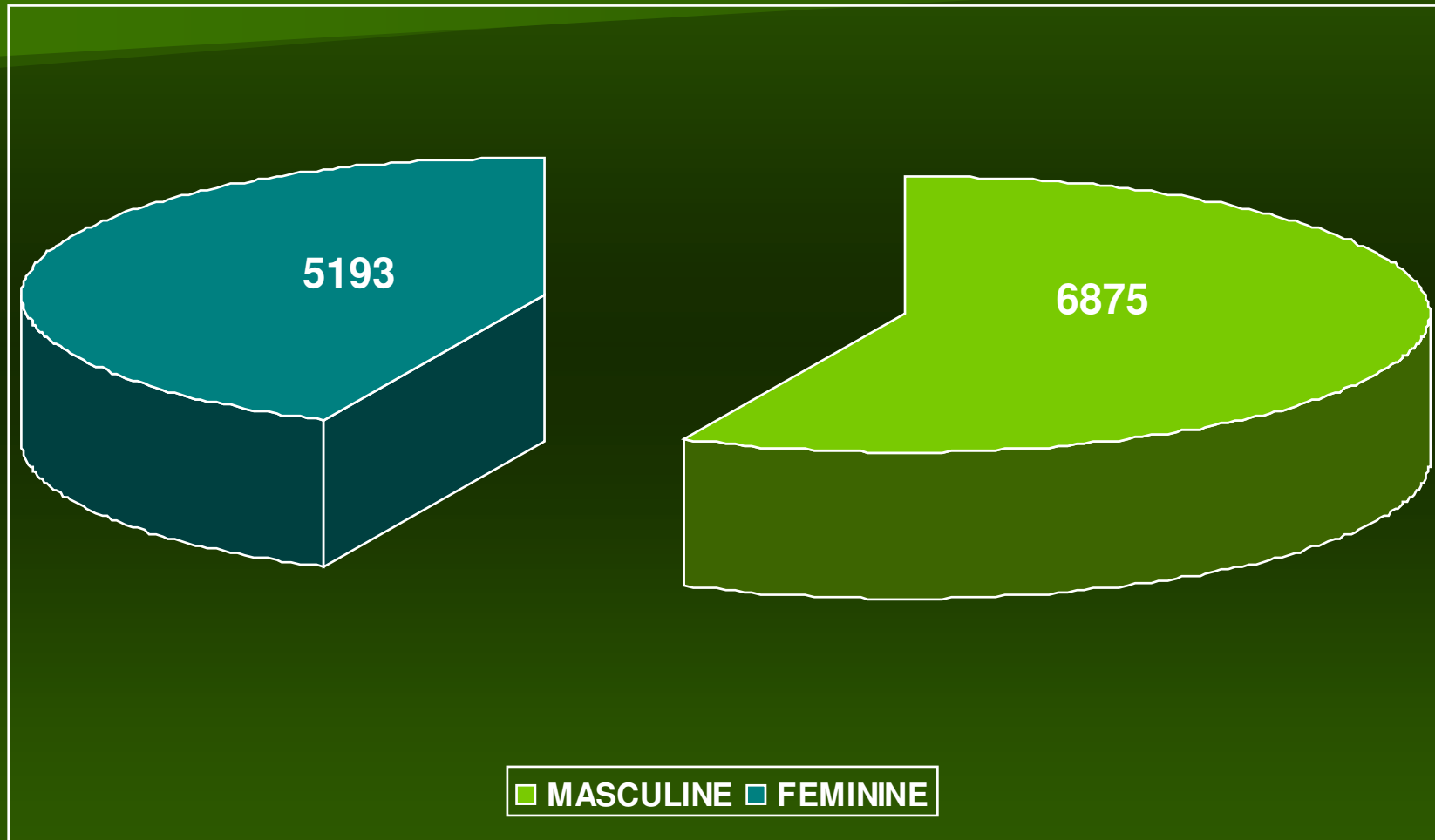
Source: Compartment for Monitoring and Evaluation of HIV/AIDS Infection in Romania INBI "Prof.Dr.M.Balș"

Prevalence of AIDS cases, between 1989 – 2010 (per 100.000)



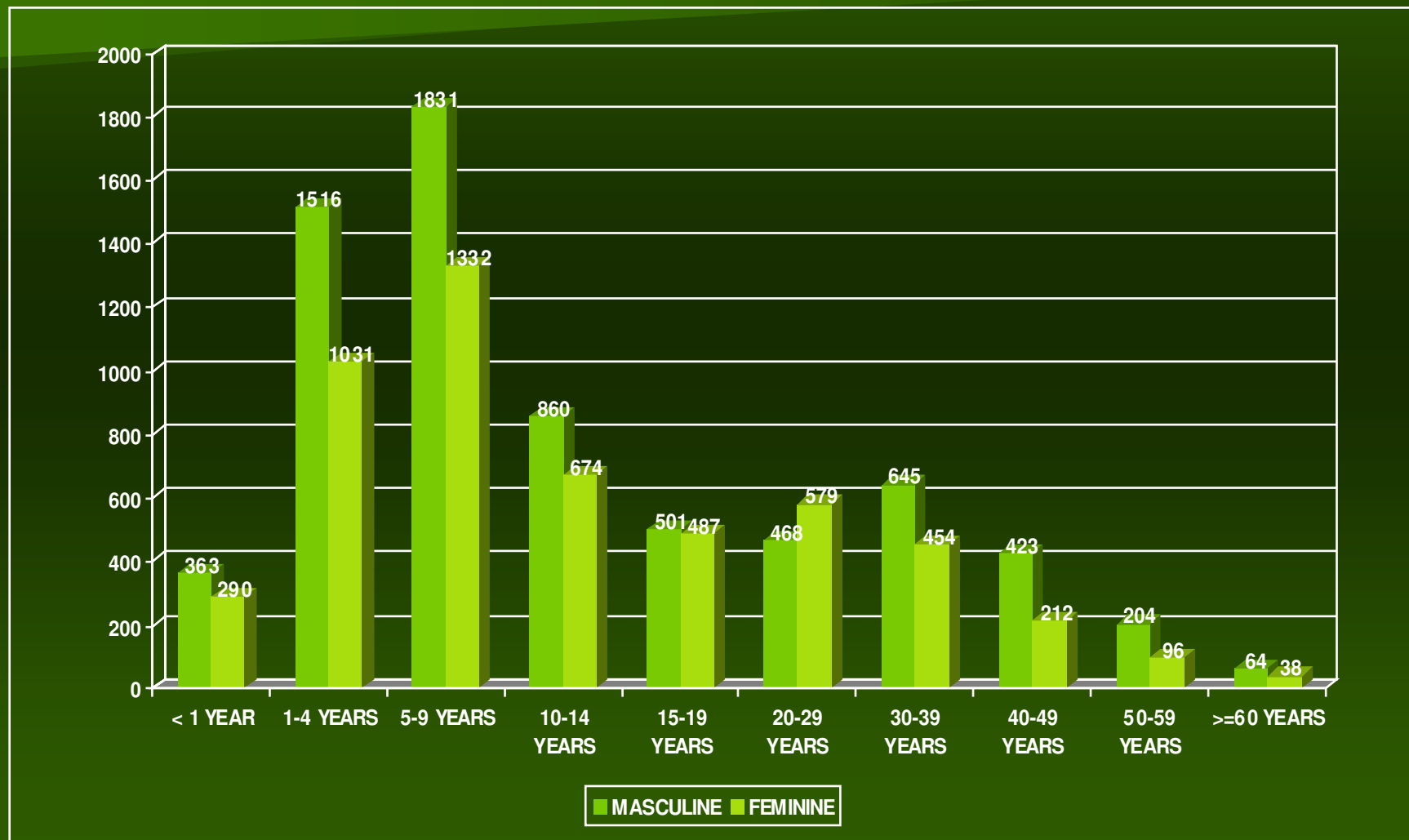
Source: Compartment for Monitoring and Evaluation of HIV/AIDS Infection in Romania INBI "Prof.Dr.M.Balș"

GENDER DISTRIBUTION OF AIDS CASES AT 31 DECEMBER 2010 (CUMULATIVE NO. 1985-2010)



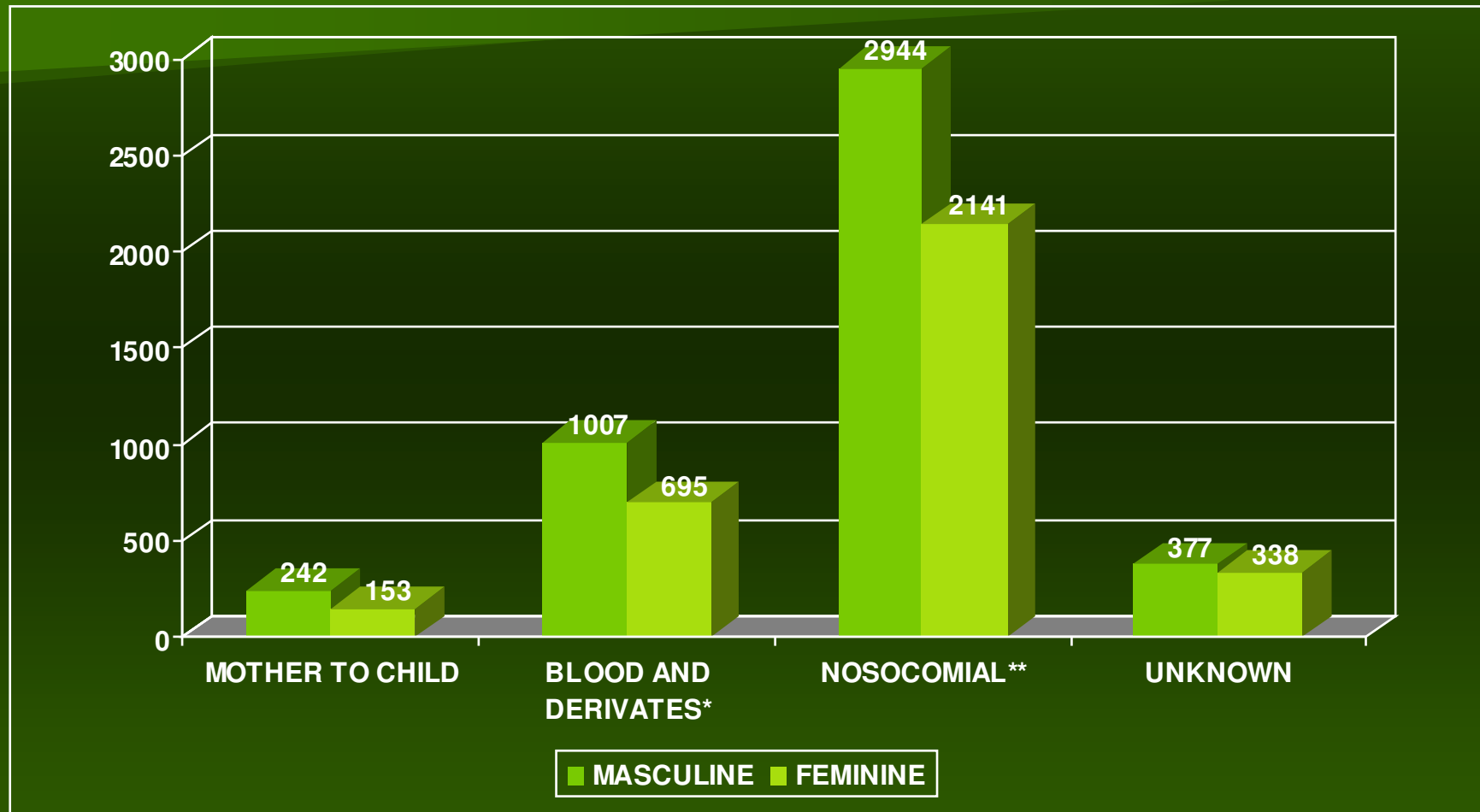
Source: Compartment for Monitoring and Evaluation of HIV/AIDS Infection in Romania INBI "Prof.Dr.M.Balș"

AGE GROUP AND GENDER DISTRIBUTION (AT THE DIAGNOSIS DATE) OF AIDS CASES - 31 DECEMBER 2010 (CUMULATIVE NO. 1985-2010)



Source: Compartment for Monitoring and Evaluation of HIV/AIDS Infection in Romania INBI "Prof.Dr.M.Balș"

WAY OF TRANSMISSION AT CHILDREN WITH AIDS (0-14 YEARS AT DIAGNOSIS DATE) - 31 DECEMBER 2010 (CUMULATIVE NO. 1989-2010)

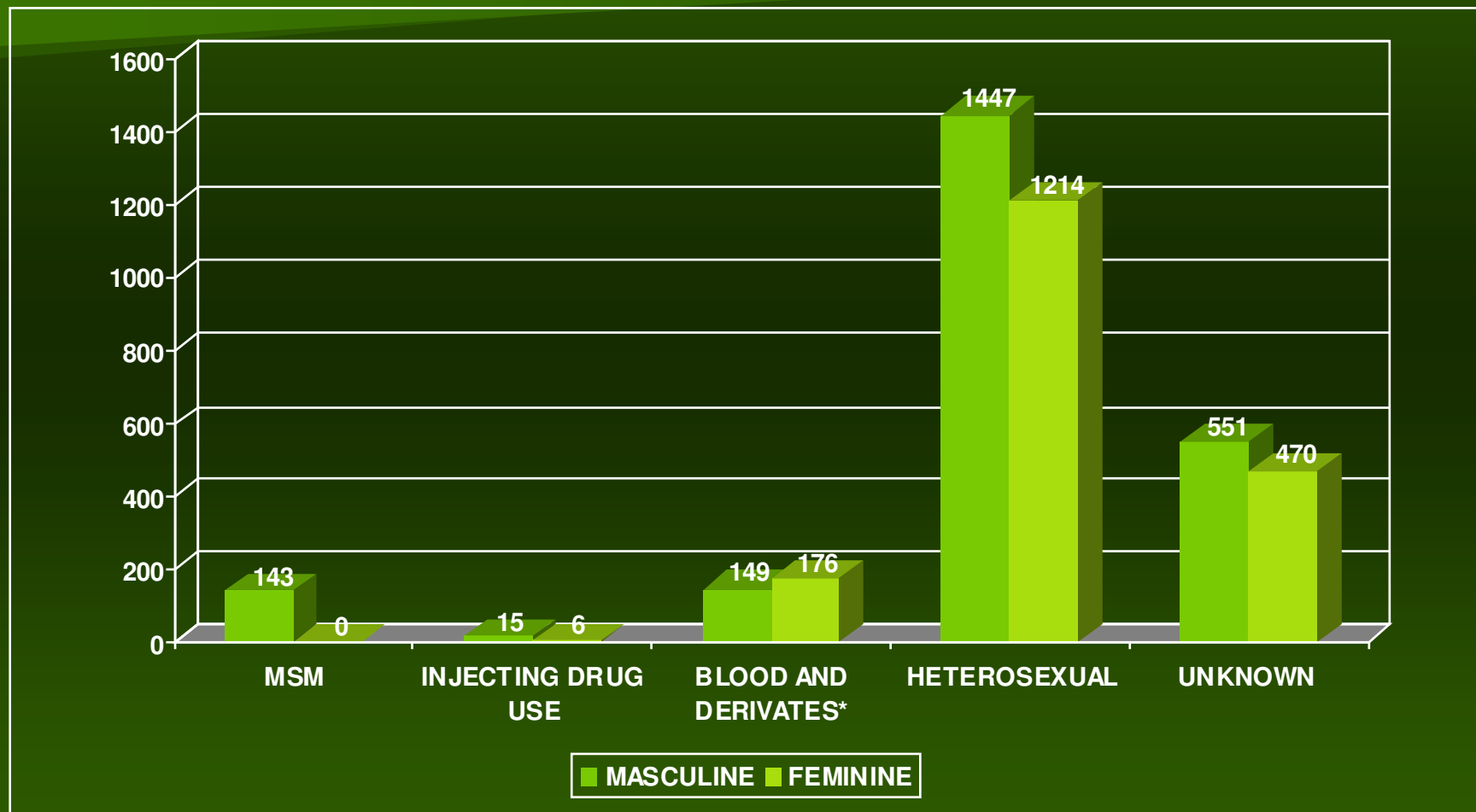


*Persons who received blood transfusions at the end of the 80s and the beginning of the 90s

**Persons with multiple hospital admissions and/or multiple parenteral treatments at the end of the 80s, beginning of the 90s

Source: Compartment for Monitoring and Evaluation of HIV/AIDS Infection in Romania INBI "Prof.Dr.M.Bals"

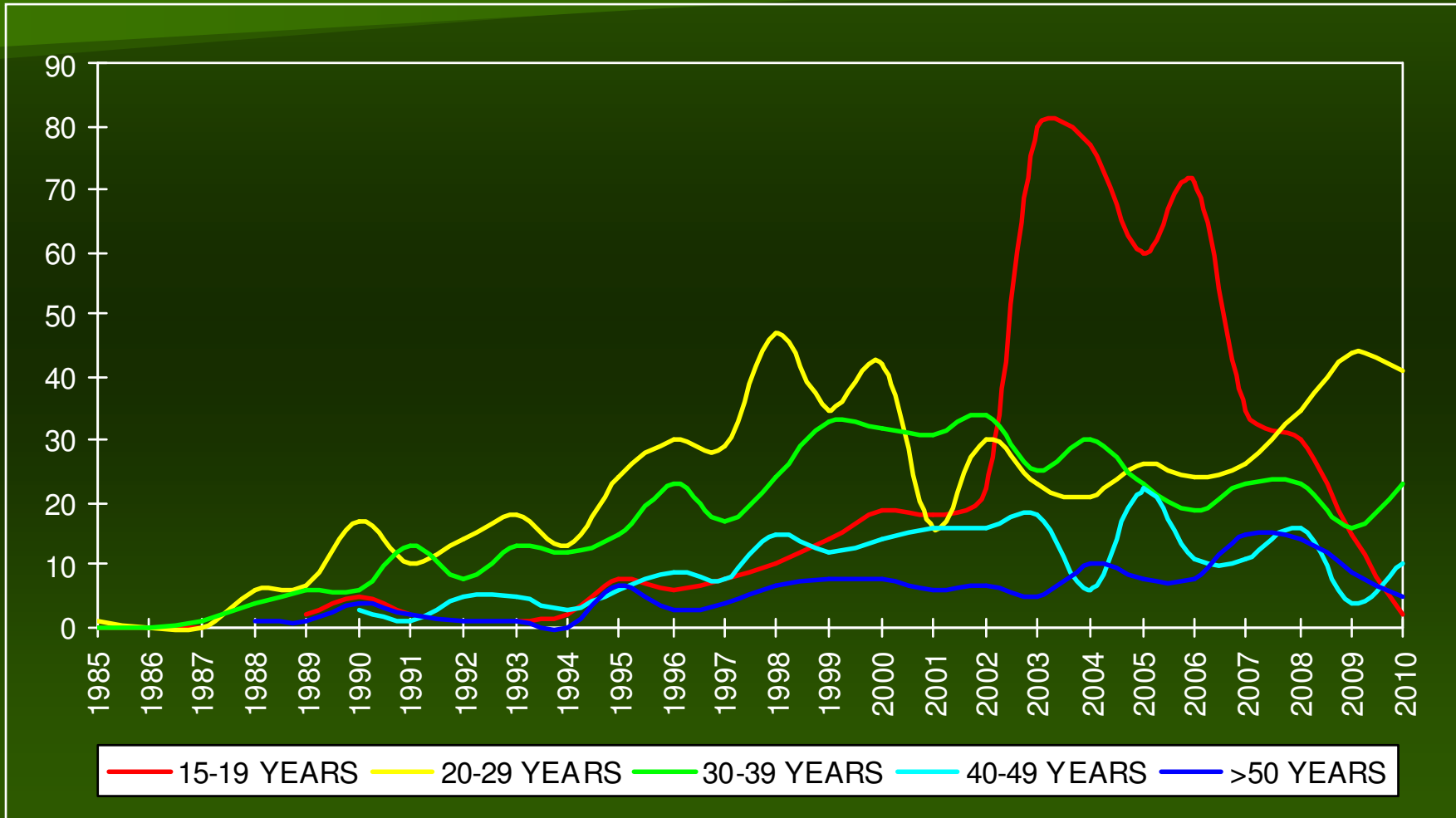
WAY OF TRANSMISSION AT ADULTS WITH AIDS (> 14 YEARS AT DIAGNOSIS DATE) - 31 DECEMBER 2010 (CUMULATIVE NO. 1985-2010)



*Persons who received blood transfusions at the end of the 80s, beginning of the 90s

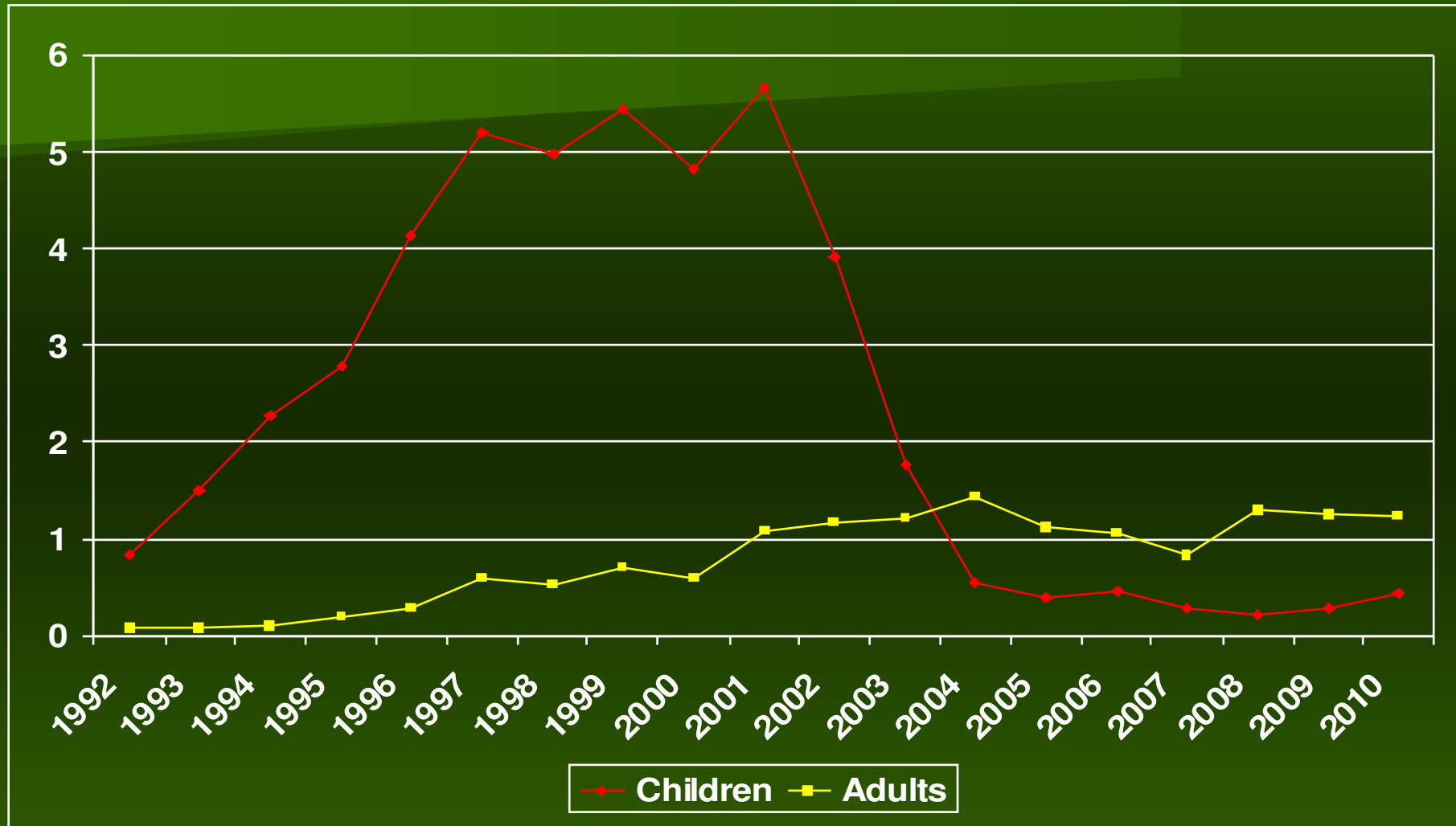
Source: Compartment for Monitoring and Evaluation of HIV/AIDS Infection in Romania INBI "Prof.Dr.M.Balș"

Distribution of AIDS cases at pregnant women by age group and diagnosis year, between 1985-2010



Source: Compartment for Monitoring and Evaluation of HIV/AIDS Infection in Romania INBI "Prof.Dr.M.Balș"

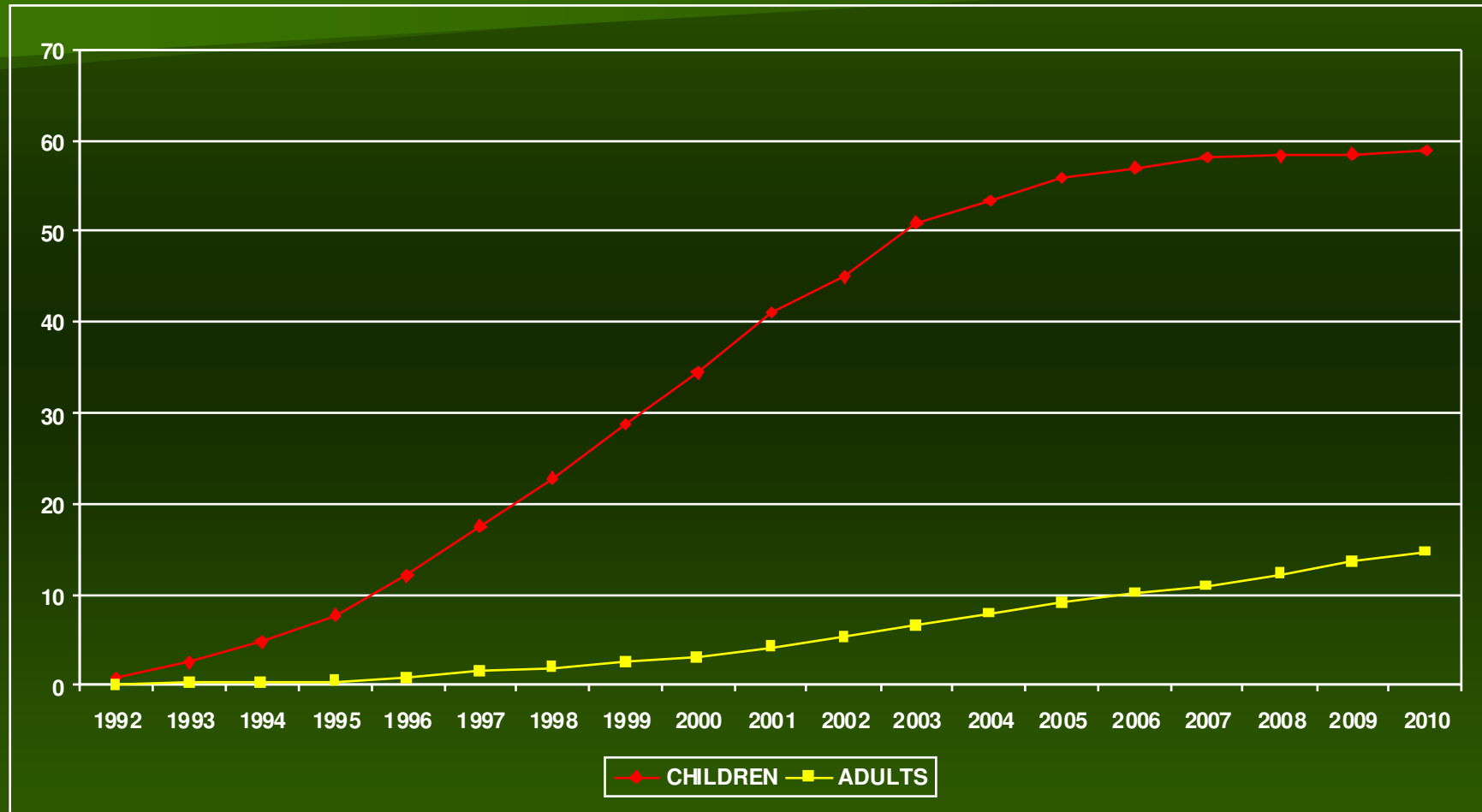
HIV incidence at adults and children, between 1985 – 2010 (per 100.000)



Children 2010: 0,43/100.000
Adults 2010: 1,24/100.000

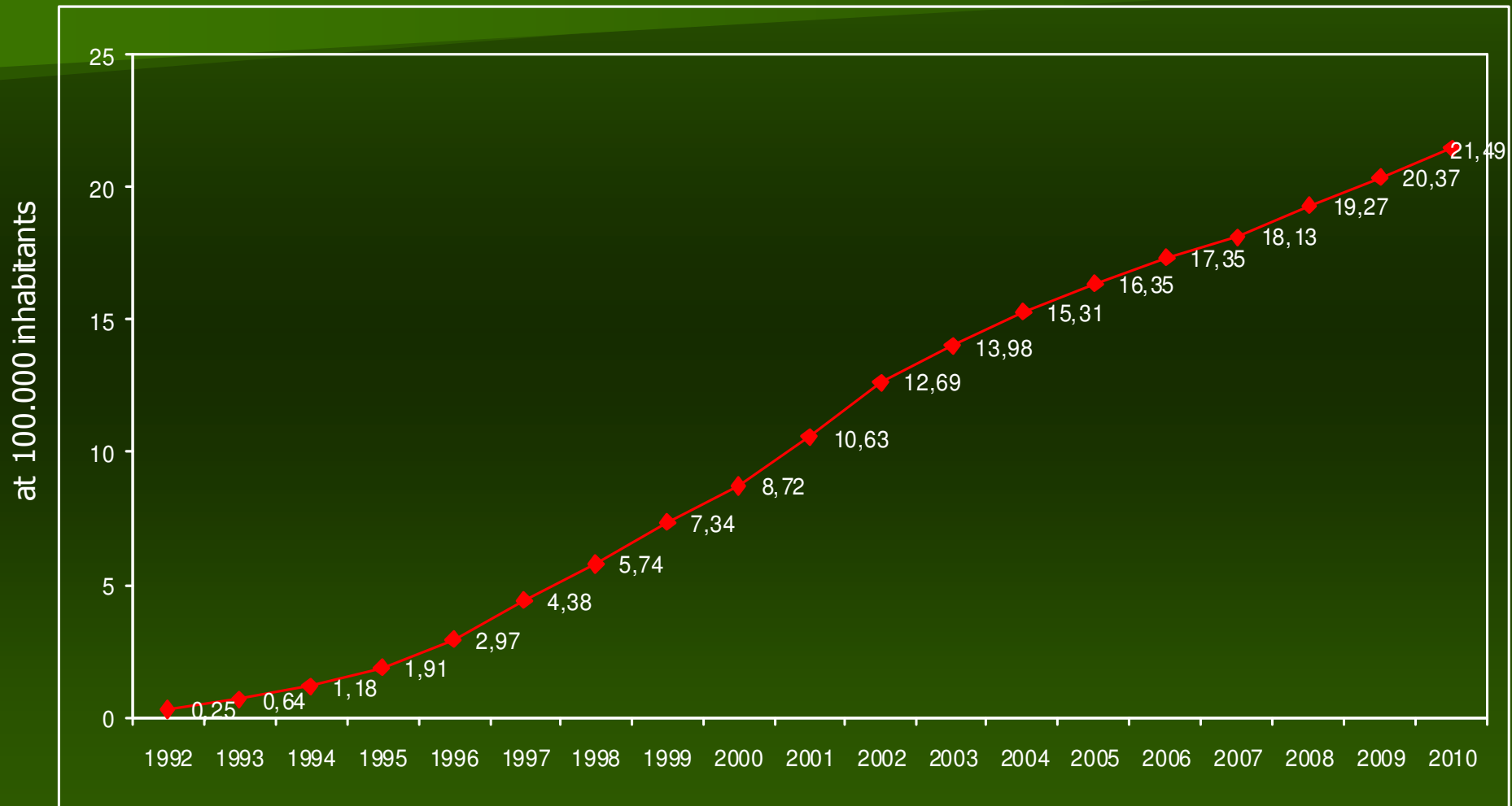
Source: Compartment for Monitoring and Evaluation of HIV/AIDS Infection in Romania INBI "Prof.Dr.M.Balș"

HIV prevalence at adults and children, between 1992 – 2010 (per 100.000)



Source: Compartment for Monitoring and Evaluation of HIV/AIDS Infection in Romania INBI "Prof.Dr.M.Balș"

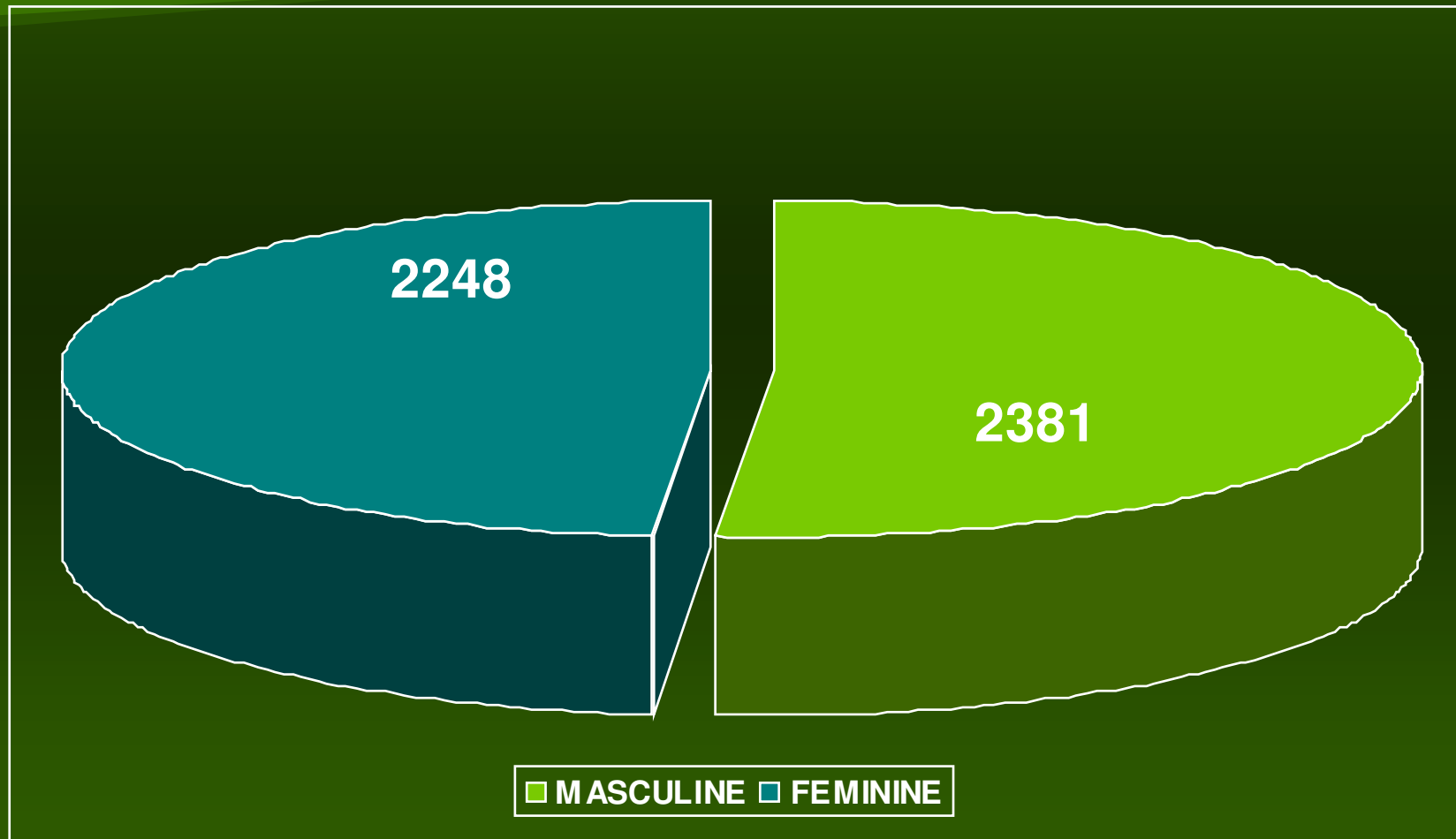
Prevalence of HIV infection cases, between 1992-2010 (per 100.000)



Source: Compartment for Monitoring and Evaluation of HIV/AIDS Infection in Romania INBI "Prof.Dr.M.Balș"



GENDER DISTRIBUTION OF HIV INFECTION CASES AT 31 DECEMBER 2010 (CUMULATIVE NO. 1992-2010)



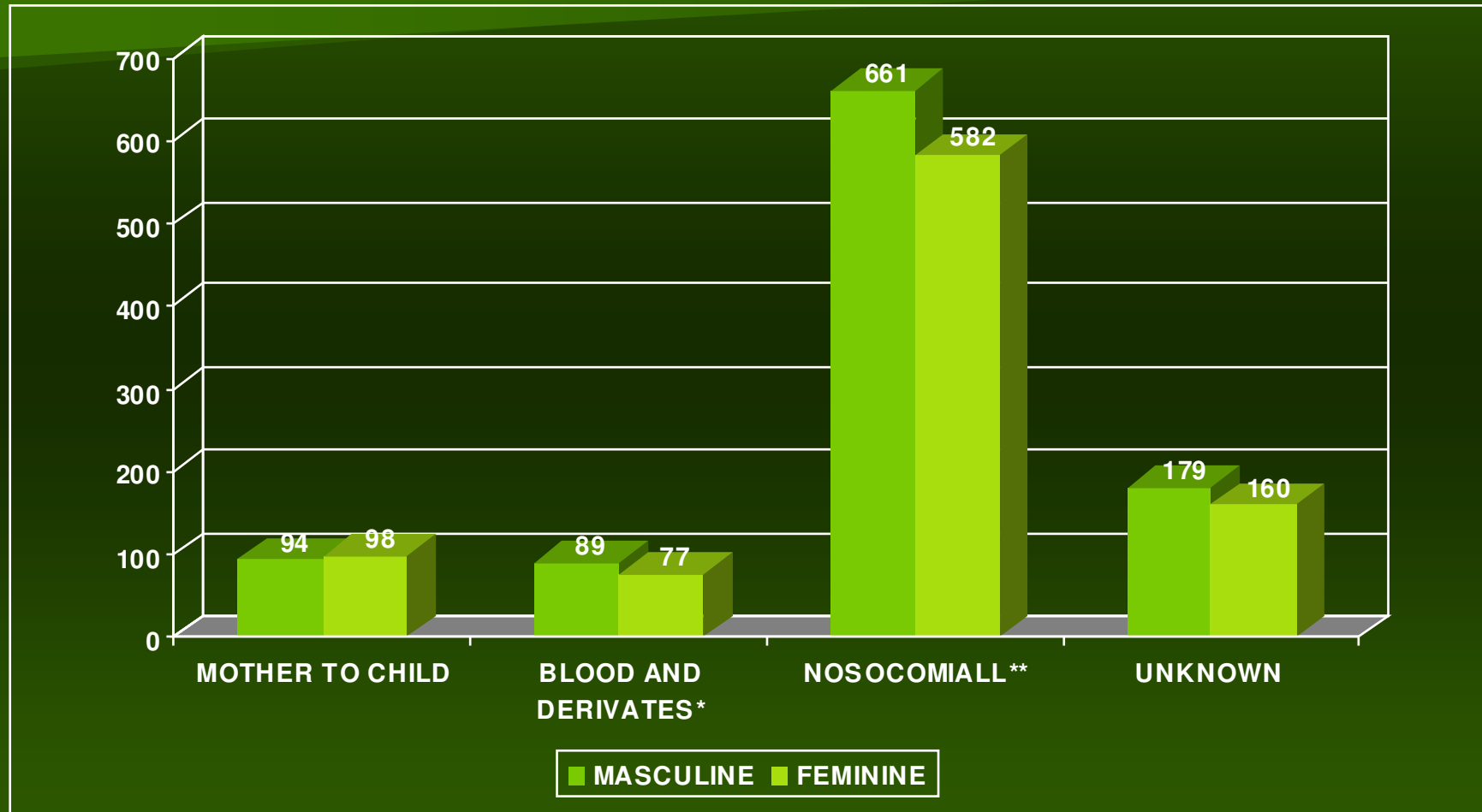
Source: Compartment for Monitoring and Evaluation of HIV/AIDS Infection in Romania INBI "Prof.Dr.M.Balș"

AGE GROUP AND GENDER DISTRIBUTION (AT DIAGNOSIS DATE) OF HIV INFECTION CASES - 31 DECEMBER 2010 (CUMULATIVE NO. 1992-2010)



Source: Compartment for Monitoring and Evaluation of HIV/AIDS Infection in Romania INBI "Prof.Dr.M.Balș"

WAY OF TRANSMISSION AT HIV INFECTED CHILDREN (0-14 YEARS AT DIAGNOSIS DATE) - 31 DECEMBER 2010 (CUMULATIVE NO. 1992-2010)

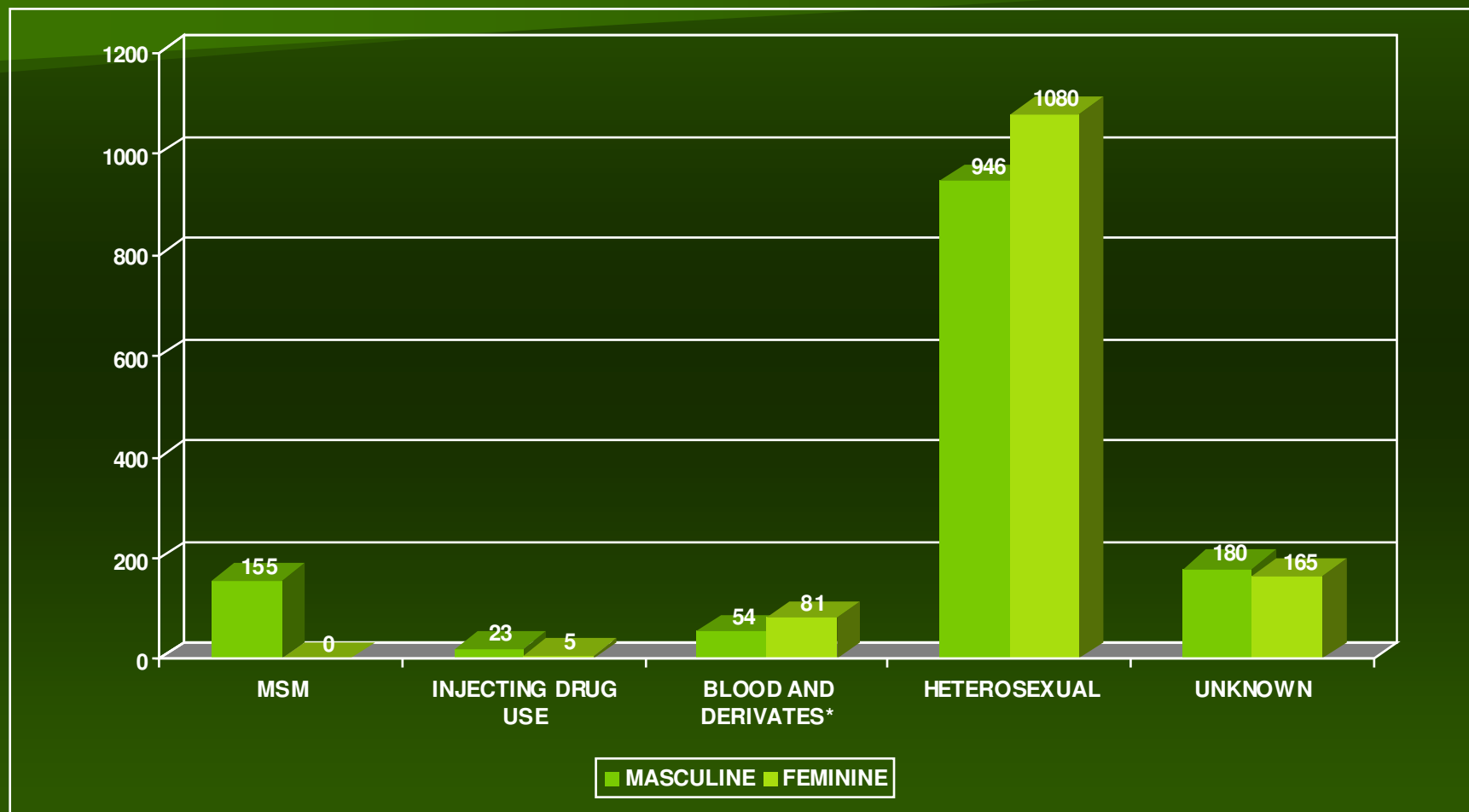


*Persons who received blood transfusions at the end of the 80s', beginning of the 90s.

**Persons with multiple hospital admissions and/or parenteral treatments, at the end of the 80s', beginning of the 90s.



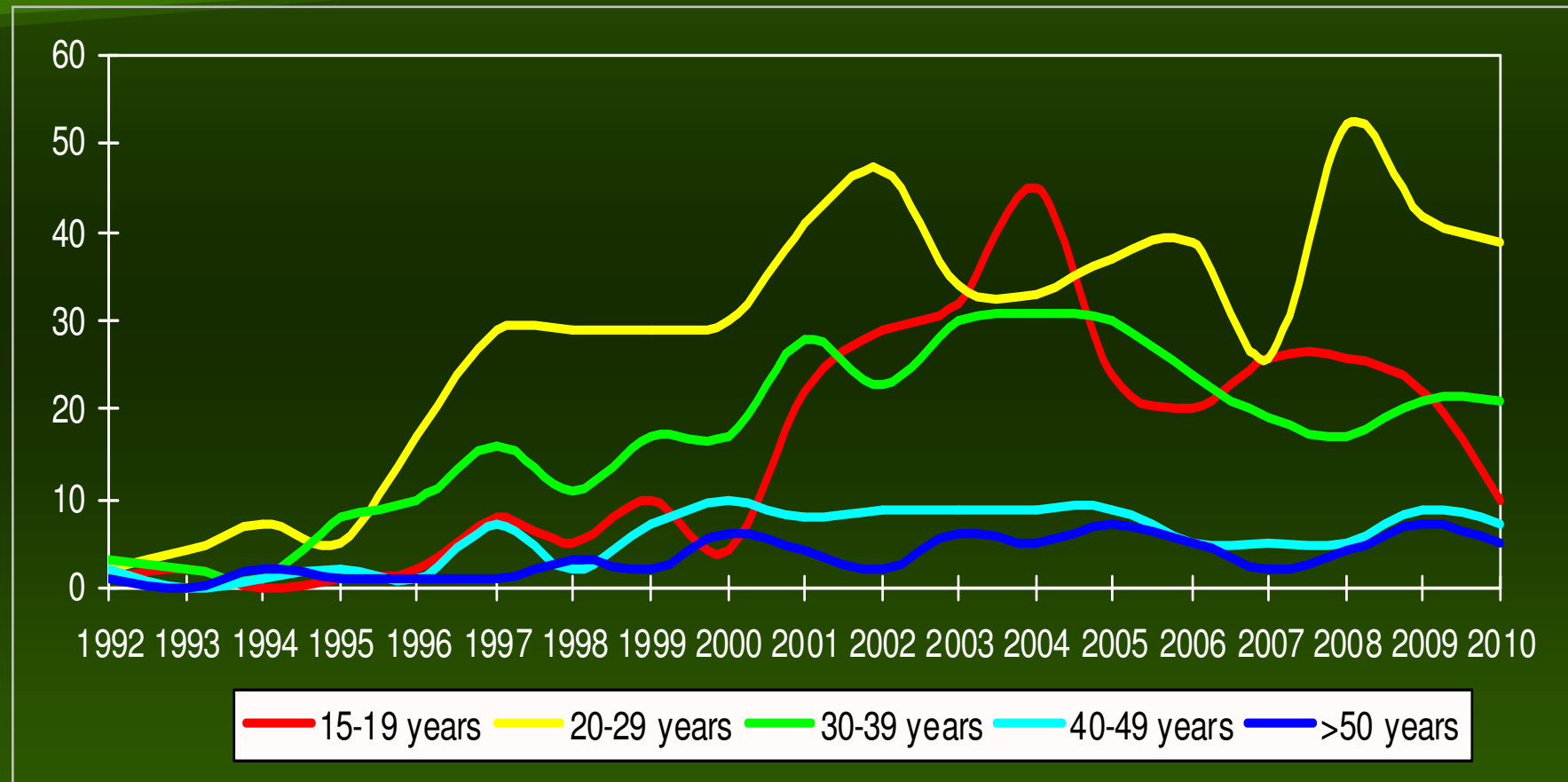
WAY OF TRANSMISSION AT HIV INFECTED ADULTS (> 14 YEARS AT DIAGNOSIS DATE) - 31 DECEMBER 2010 (CUMULATIVE NO. 1992-2010)



*Persons who received blood transfusions at the end of the 80s', beginning of the 90s.



Distribution of HIV infection cases at women by diagnosis and age group (1992-2010)

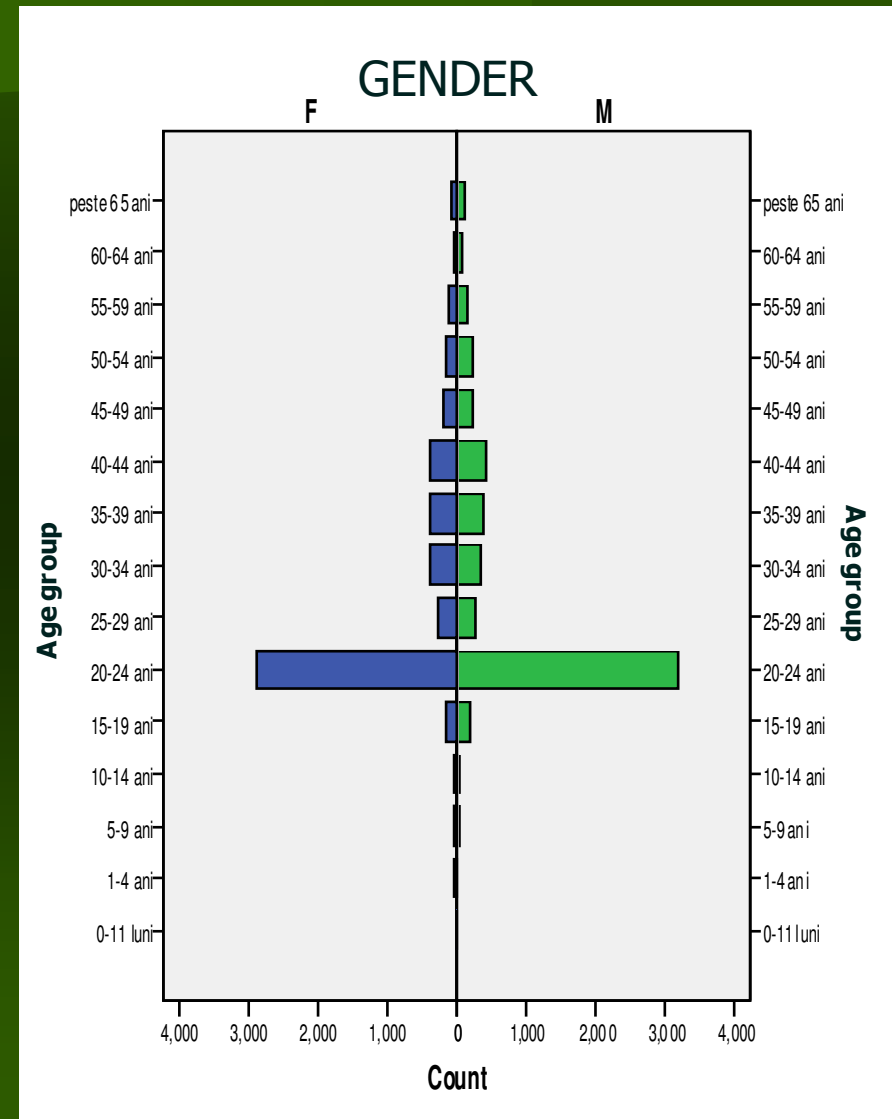
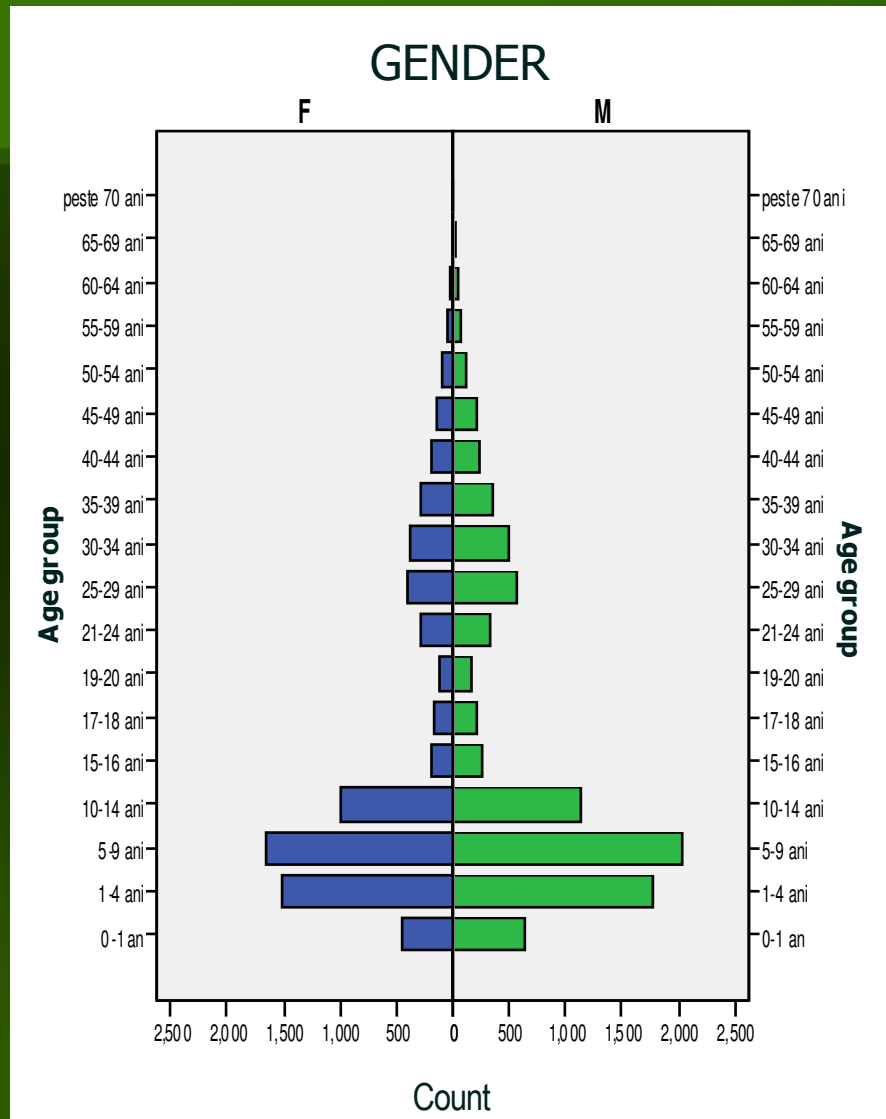


Source: Compartment for Monitoring and Evaluation of HIV/AIDS Infection in Romania INBI "Prof.Dr.M.Balş"

AGE PYRAMID – TOTAL – 31 DECEMBER 2010

AGE AT DISCOVERY/NOTIFICATION DATE
TOTAL 1985-2009

CURRENT AGE

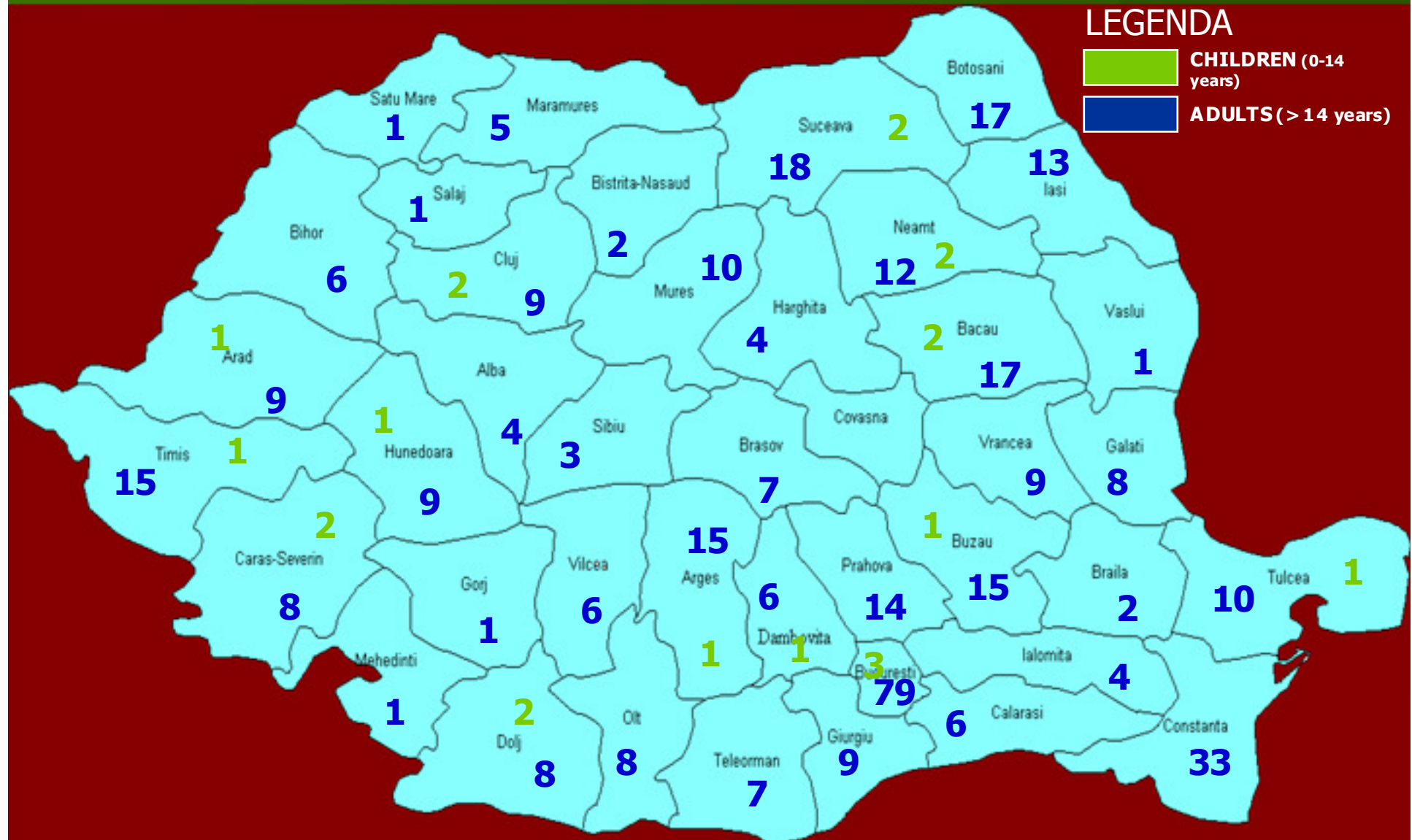


COUNTY DISTRIBUTION OF NEW DIAGNOSED HIV/AIDS CASES IN 2010



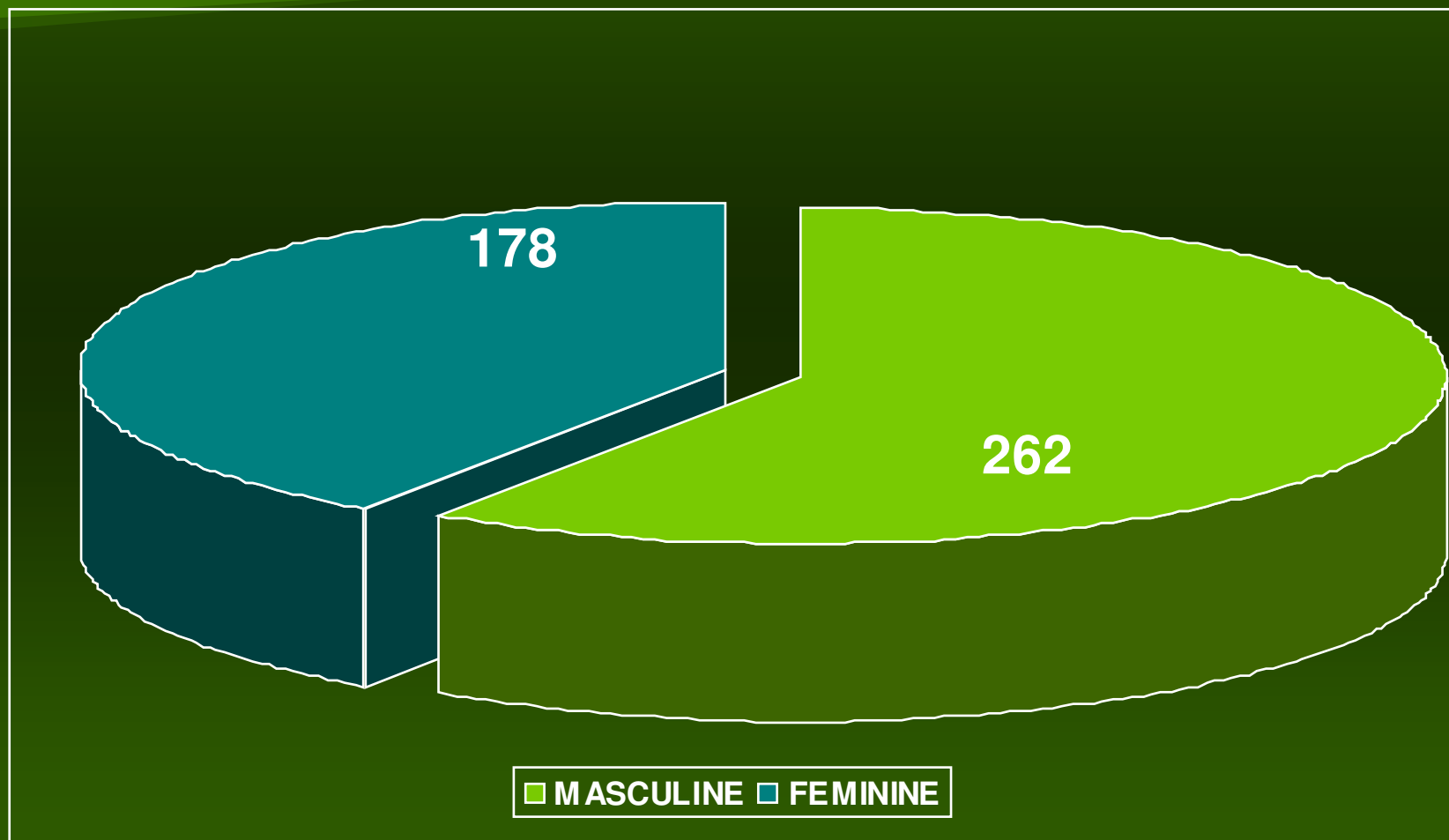
LEGENDA

- CHILDREN (0-14 years)
- ADULTS (> 14 years)



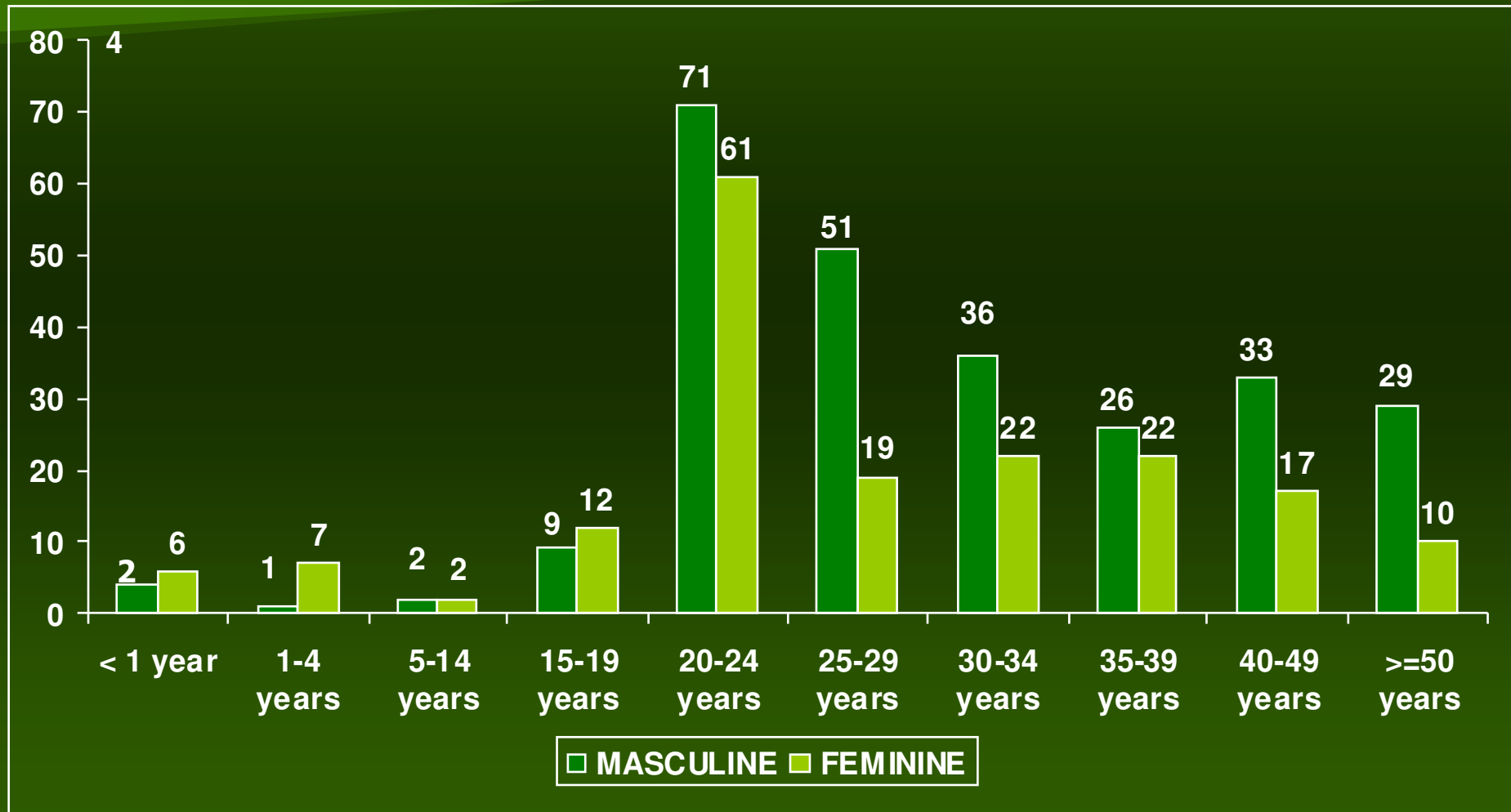
Source: Compartment for Monitoring and Evaluation of HIV/AIDS Infection in Romania INBI "Prof.Dr.M.Bals"

GENDER DISTRIBUTION OF NEW HIV/AIDS CASES IN 2010



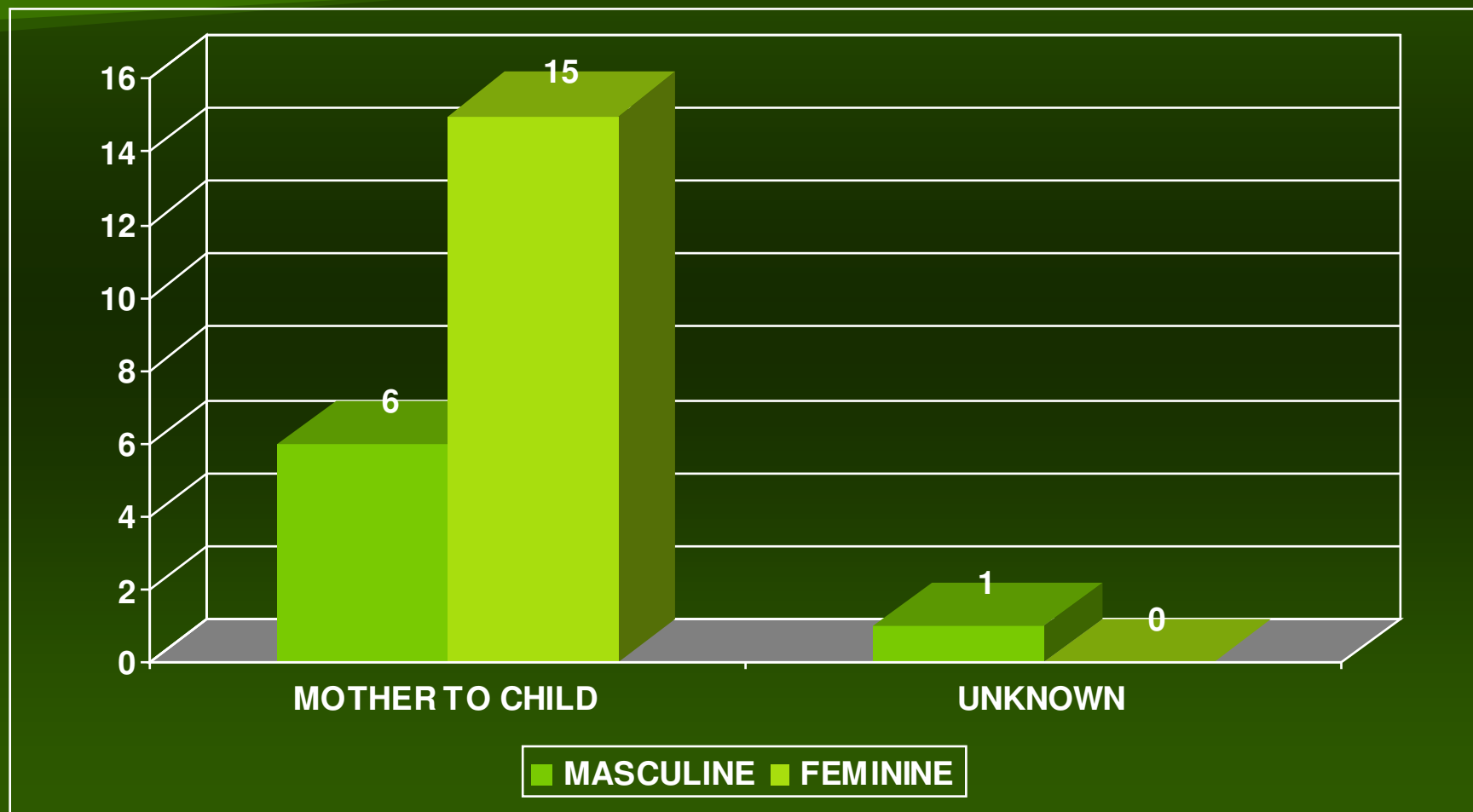
Source: Compartment for Monitoring and Evaluation of HIV/AIDS Infection in Romania INBI "Prof.Dr.M.Balș"

DISTRIBUTION OF NEW DIAGNOSED HIV/AIDS CASES BY AGE GROUPS AND GENDER IN 2010

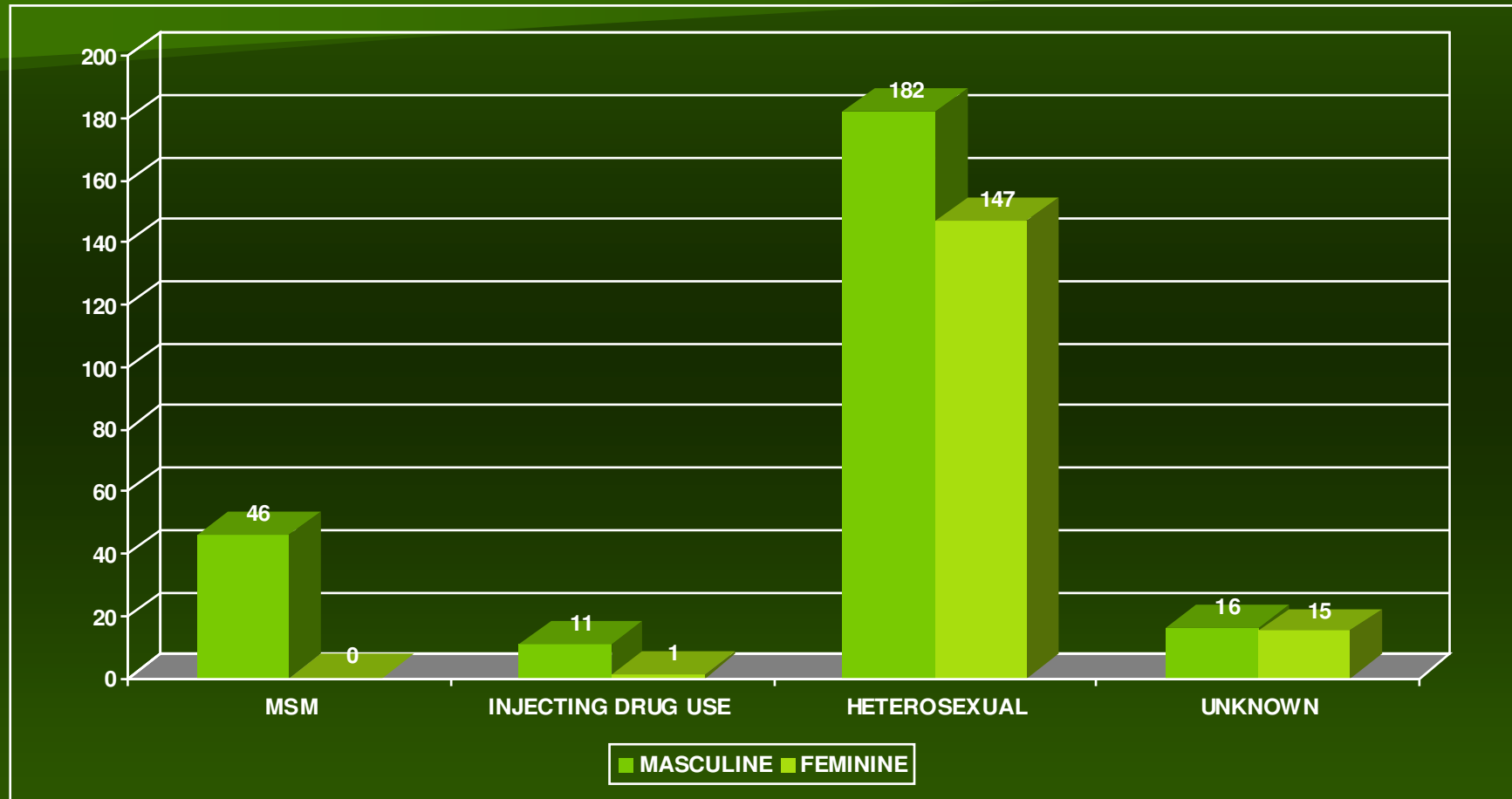


Source: Compartment for Monitoring and Evaluation of HIV/AIDS Infection in Romania INBI "Prof.Dr.M.Balș"

DISTRIBUTION OF NEW HIV/AIDS CASES AT CHILDREN BY WAY OF TRANSMISSION IN 2010

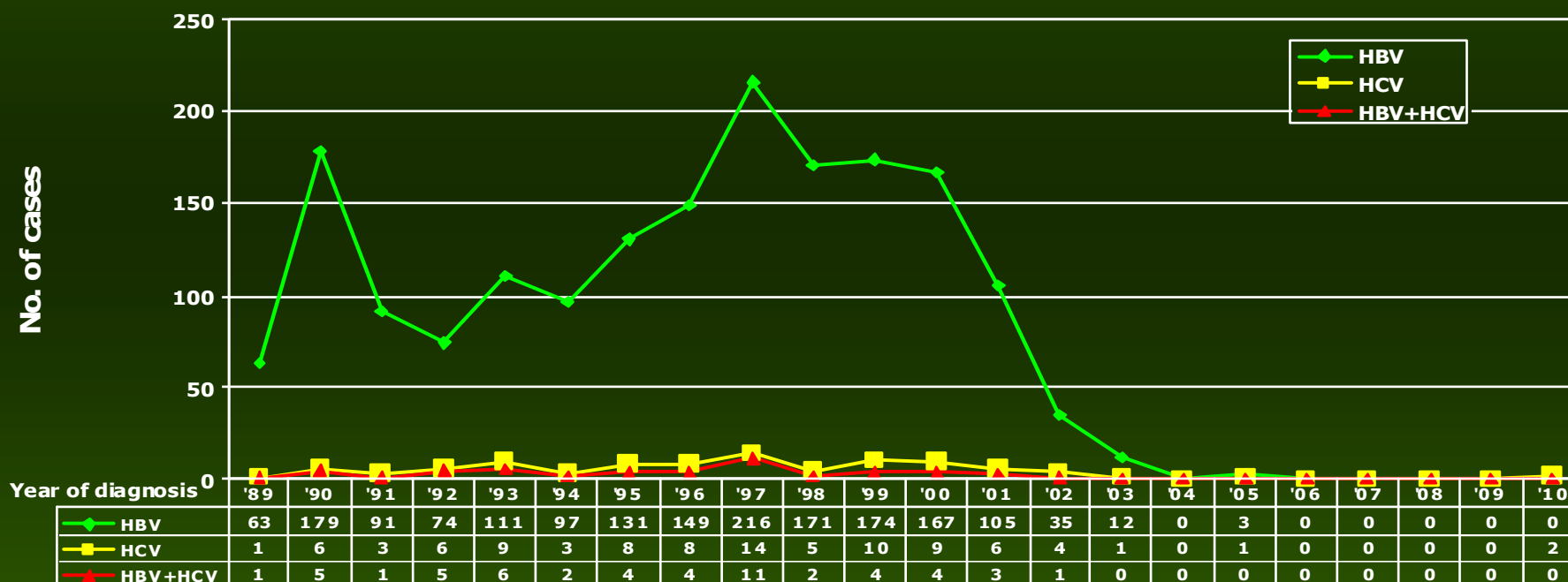


DISTRIBUTION OF NEW HIV/AIDS CASES AT ADULTS, BY WAY OF TRANSMISSION IN 2010



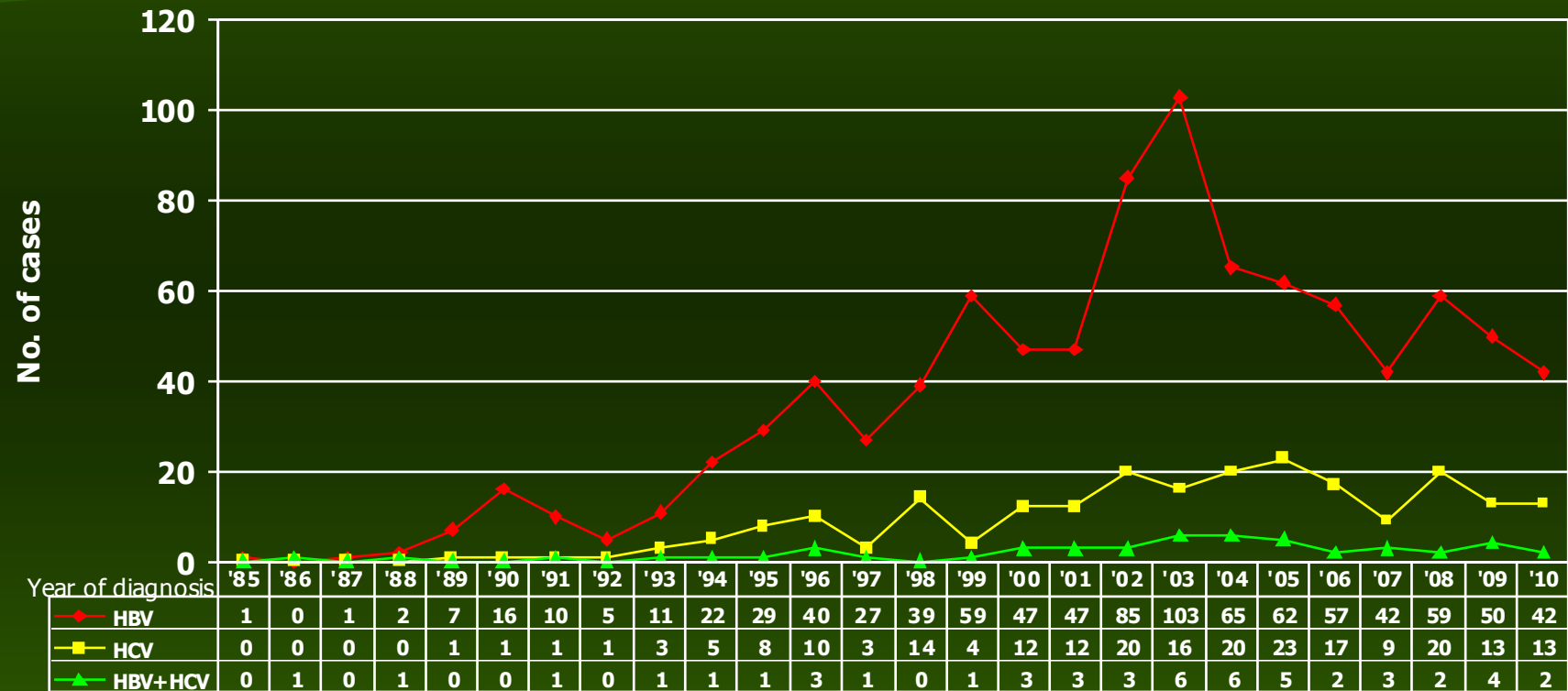
Source: Compartment for Monitoring and Evaluation of HIV/AIDS Infection in Romania INBI "Prof.Dr.M.Balș"

HBV, HCV and HBV+HCV at HIV infected children during 1989-2010



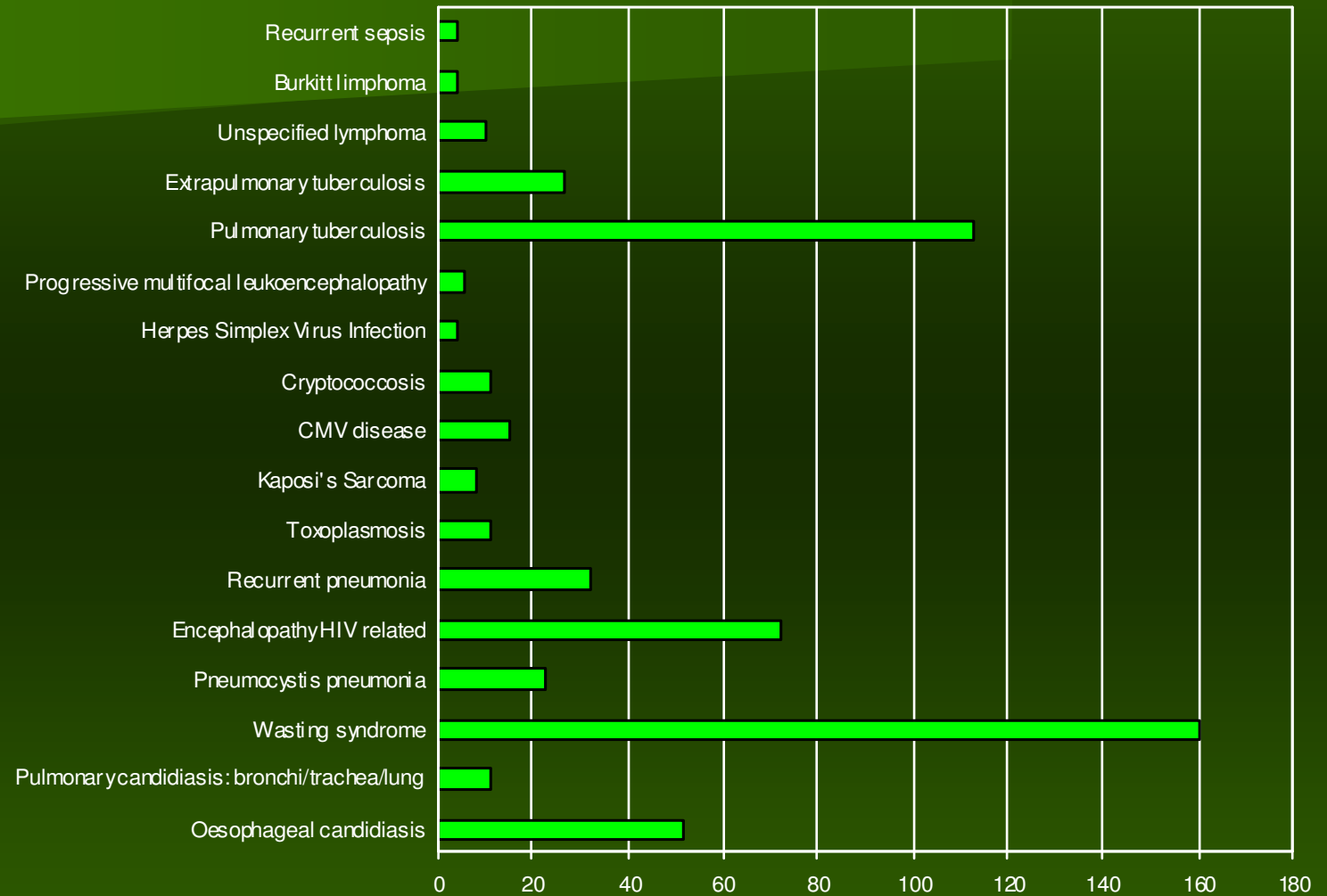
Source: Compartment for Monitoring and Evaluation of HIV/AIDS Infection in Romania INBI "Prof.Dr.M.Balș"

HBV, HCV and HBV+HCV at HIV infected adults during 1989-2010



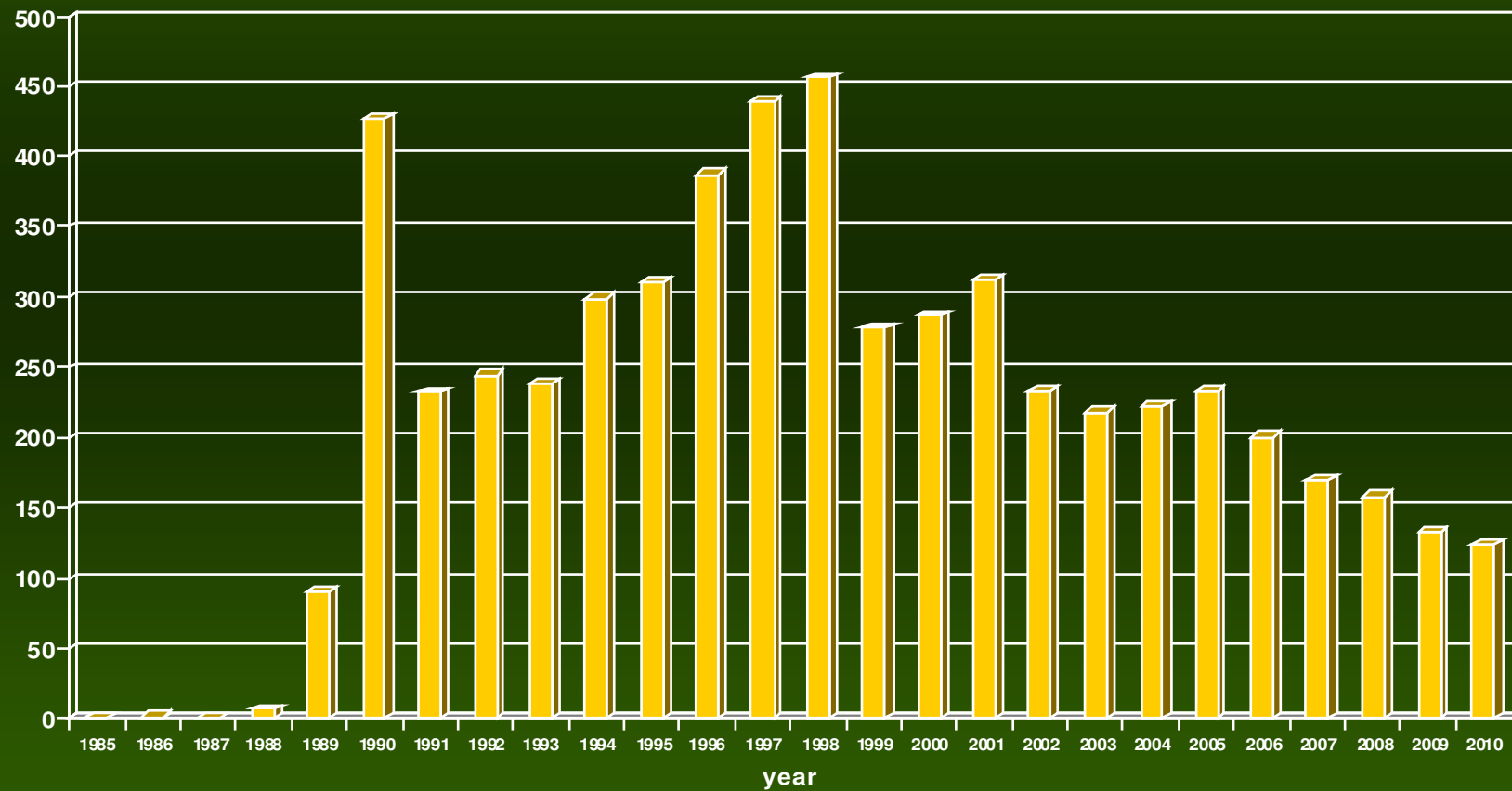
Source: Compartment for Monitoring and Evaluation of HIV/AIDS Infection in Romania INBI "Prof.Dr.M.Balș"

AIDS INDICATIVE DISEASES IN 2010



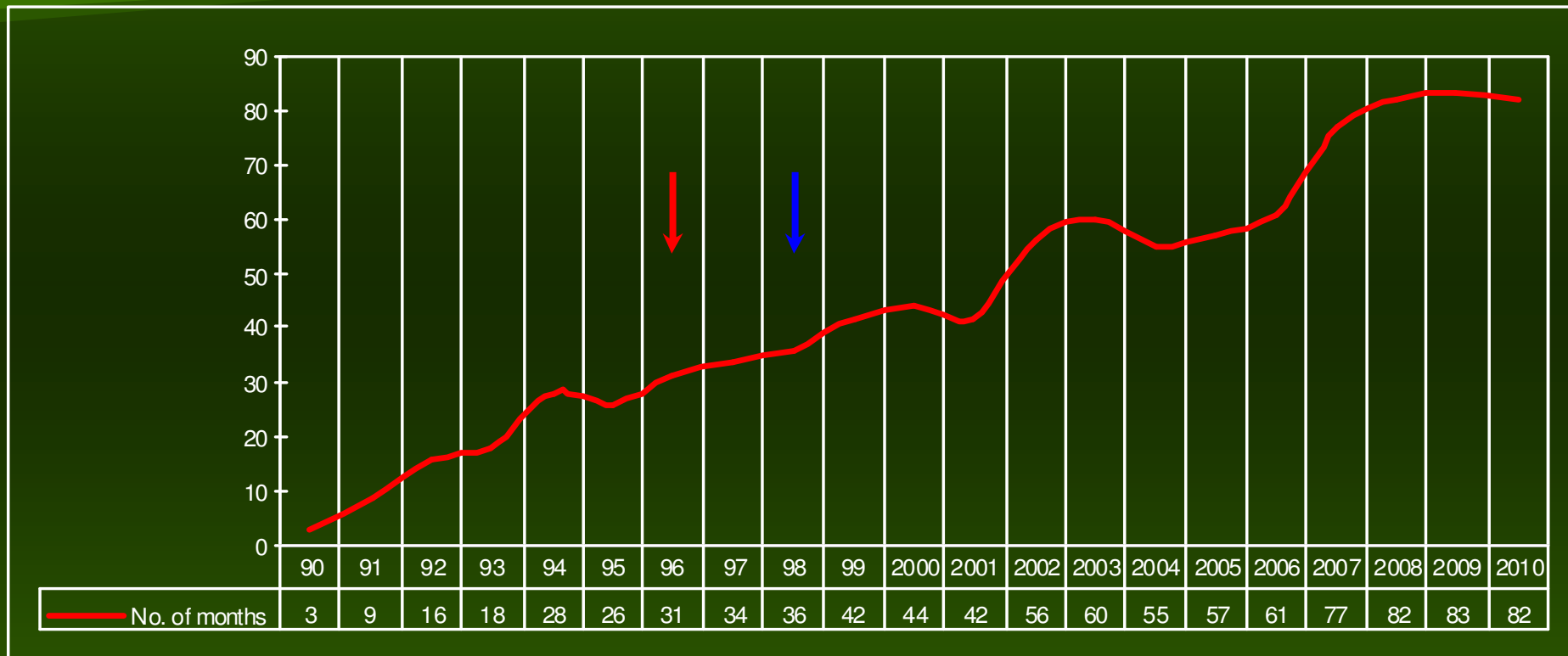
Source: Compartment for Monitoring and Evaluation of HIV/AIDS Infection in Romania INBI "Prof.Dr.M.Balș"

DEATHS BY YEARS



Source: Compartment for Monitoring and Evaluation of HIV/AIDS Infection in Romania INBI "Prof.Dr.M.Balș"

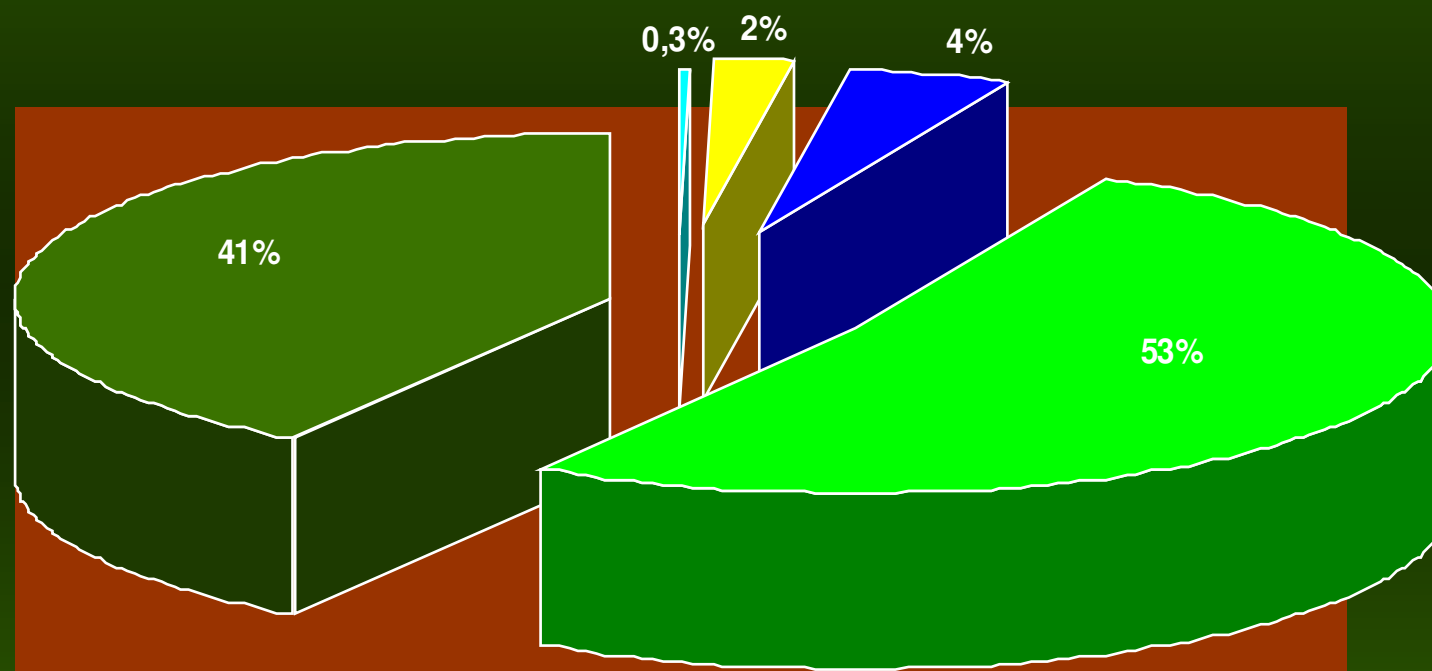
AVERAGE SURVIVAL PERIOD (IN MONTHS) OF AIDS PATIENTS , BETWEEN 1990 - 2010



→ Initiation of ART bi therapy

→ Initiation of ART tri therapy

PLWHA IN ACTIVE RECORDS AT 31 DECEMBER 2010, BY AGE GROUPS (%)



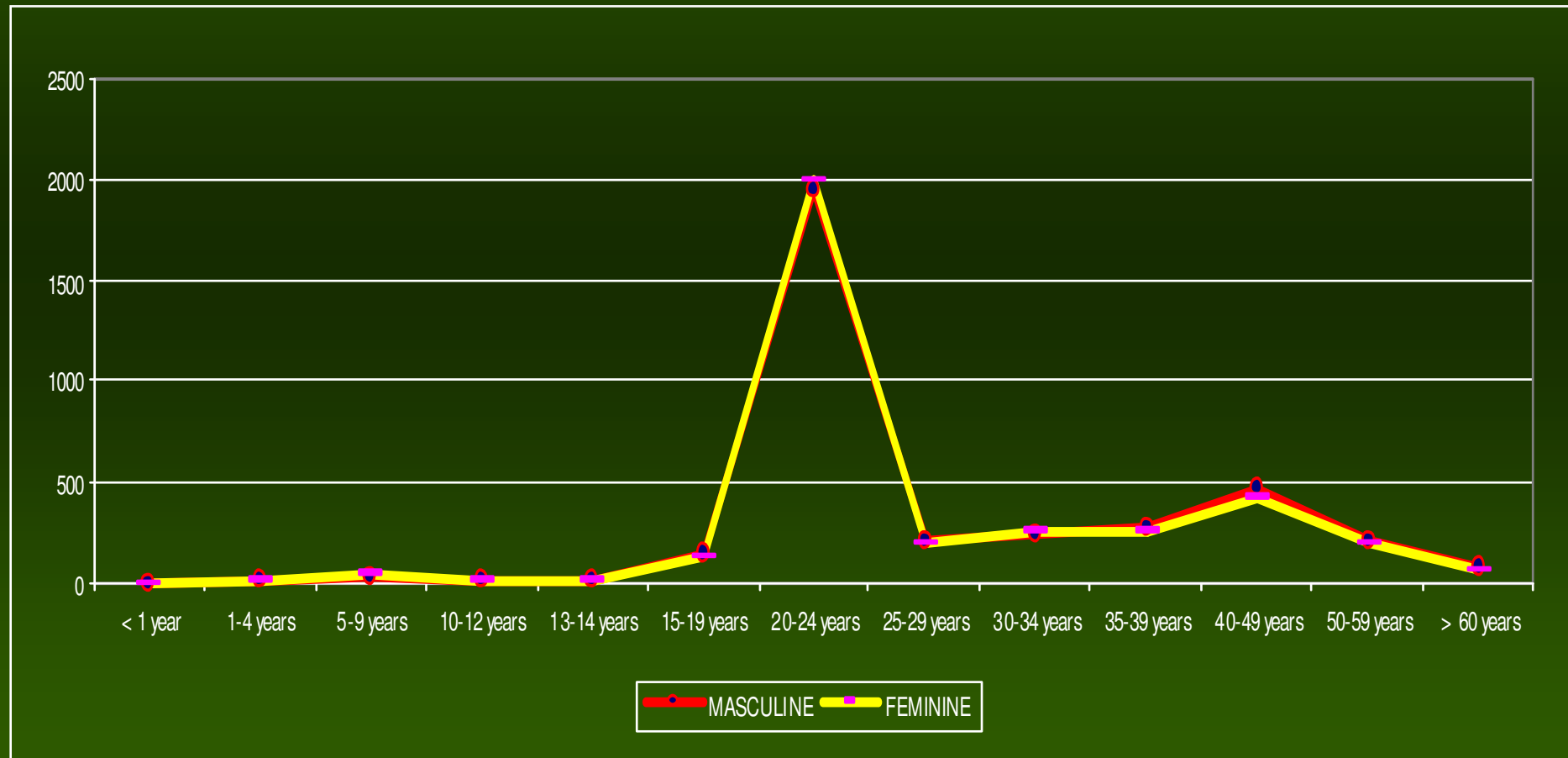
■ < 1 year ■ 1-14 years ■ 15-19 years ■ 20-24 years ■ ≥ 25 years

DISTRIBUTION OF PATIENTS WITH ART BY AGE GROUPS 31 DECEMBER 2010



Source: Compartment for Monitoring and Evaluation of HIV/AIDS Infection in Romania INBI "Prof.Dr.M.Balș"

DISTRIBUTION OF PATIENTS WITH ART BY AGE GROUPS AND GENDER 31 DECEMBER 2010



Source: Compartment for Monitoring and Evaluation of HIV/AIDS Infection in Romania INBI "Prof.Dr.M.Balș"

PATIENTS IN ACTIVE RECORDS BY REGIONAL CENTRES

31 DECEMBER 2010



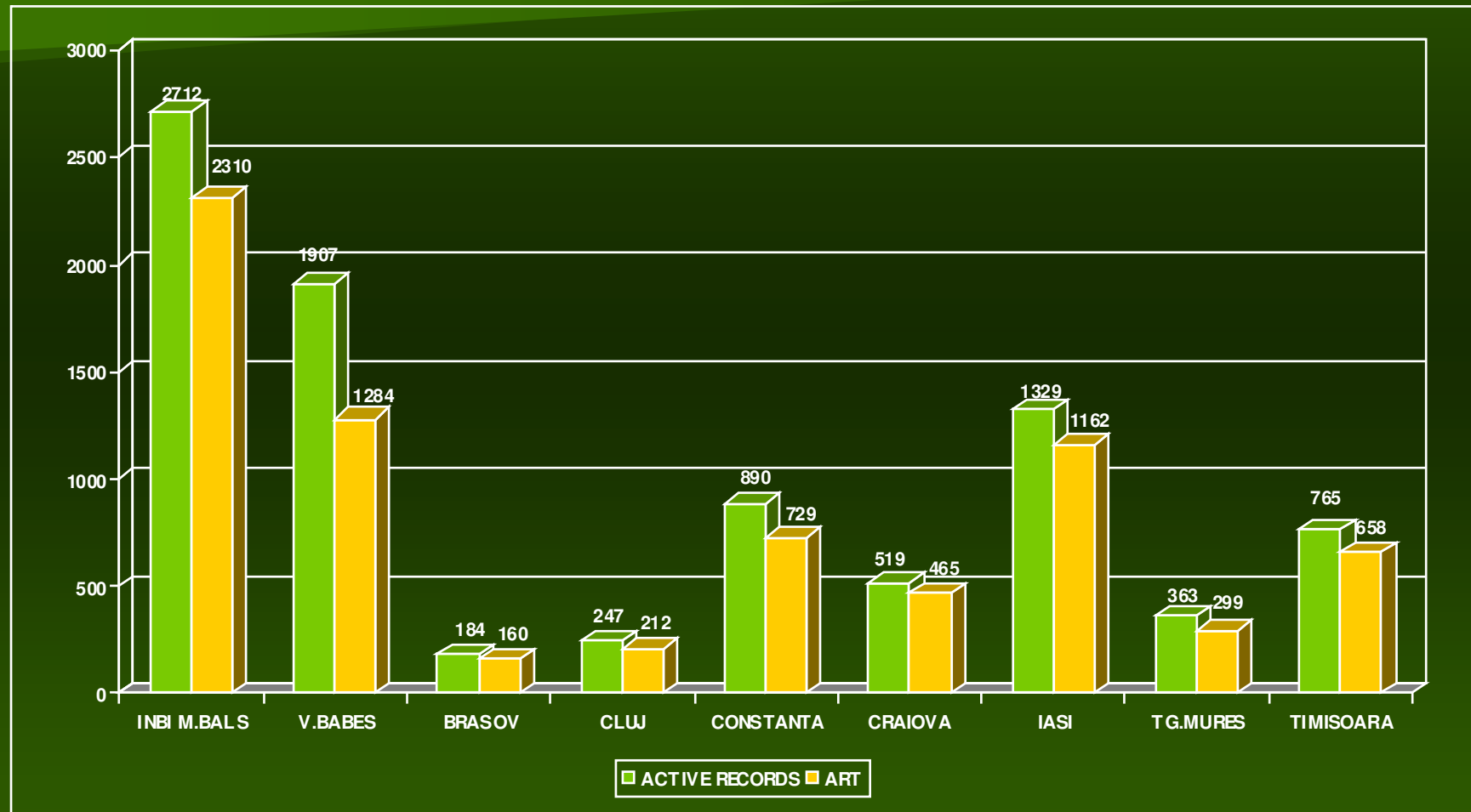
Source: Compartment for Monitoring and Evaluation of HIV/AIDS Infection in Romania INBI "Prof.Dr.M.Bals"

PATIENTS WITH ART BY REGIONAL CENTRES 31 DECEMBER 2010



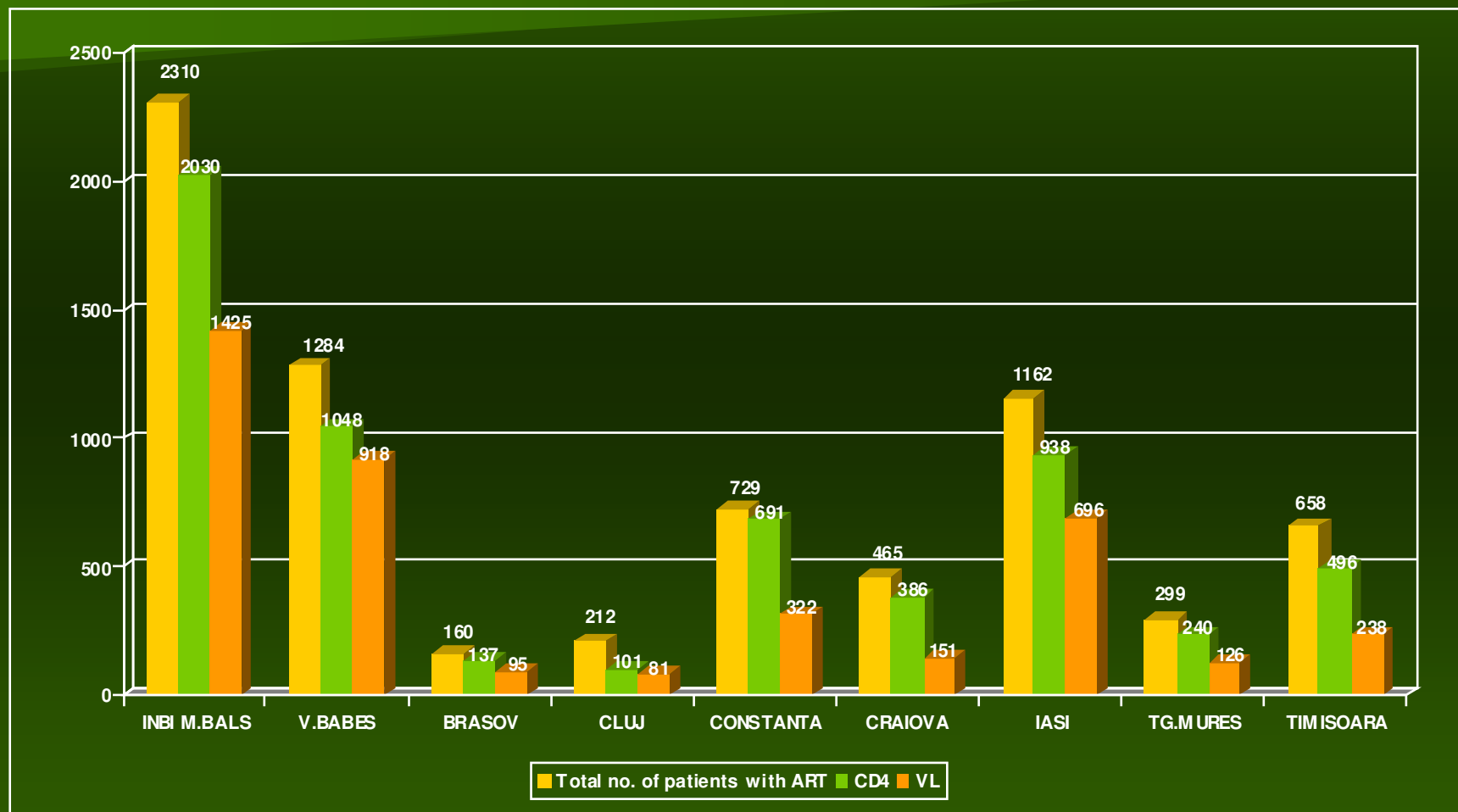
Source: Compartment for Monitoring and Evaluation of HIV/AIDS Infection in Romania INBI "Prof.Dr.M.Balș"

PATIENTS WITH ART AND IN ACTIVE RECORDS BY REGIONAL CENTRES 31 DECEMBER 2010



Source: Compartment for Monitoring and Evaluation of HIV/AIDS Infection in Romania INBI "Prof.Dr.M.Balș"

CD4 COUNT AND VIRAL LOAD* AT PATIENTS WITH ART BY REGIONAL CENTRES 31 DECEMBER 2010



* Number of tests

Source: Compartment for Monitoring and Evaluation of HIV/AIDS Infection in Romania INBI "Prof.Dr.M.Bals"

HIV TESTS* BY RISK GROUPS IN 2010

Risk group	Negative tests	Positive tests	TOTAL	% POZITIVE
STI	3992	27	4019	0,67
TBC	13323	128	13451	0,95
MATERNITY	547	47	594	7,91
PREGNANT WOMEN	110920	117	111037	0,11
MEDICAL STAFF	10016	0	10016	0,00
HEMODIALYSIS	2380	0	2380	0,00
TRANSFUSION RECEPIENT	194	0	194	0,00
PRENUPTIAL CHECK-UP	6018	7	6025	0,12
IV DRUG USERS	96	1	97	1,03
INMATES	58	7	65	10,77
MSM	47	4	51	7,84
SEX WORKERS	89	0	89	0,00
HIV CONTACTS	898	78	976	7,99
SA ILORS	4556	4	4560	0,09
DRIVERS	15	0	15	0,00
WORK A BROAD > 6 MONTHS	348	3	351	0,85
STAY ABROAD > 6 MONTHS	31	0	31	0,00
REQUEST	116427	918	117345	0,78
OCCASIONAL	19623	996	20619	4,83
TOTAL	289578	2337	291915	0,80

* The data is received from County Public Health Authorities

Source: Compartment for Monitoring and Evaluation of HIV/AIDS Infection in Romania INBI "Prof.Dr.M.Balş"

HIV TESTS* AT PREGNANT WOMEN BY AGE GROUPS IN 2010

Age group	Negative tests	<i>Positive tests</i>	TOTAL
12-14 years	325	<i>0</i>	325
15-19 years	10122	<i>4</i>	10126
20-24 years	27781	<i>72</i>	27853
25-29 years	31477	<i>15</i>	31492
30-34 years	21856	<i>22</i>	21878
35-39 years	8474	<i>2</i>	8476
> 40 years	2106	<i>0</i>	2106
Unspecified age	8779	<i>2</i>	8781
TOTAL	110920	<i>117</i>	111037

*The data is received from County Public Health Authorities

HIV TESTS AT BLOOD DONORS* IN 2010

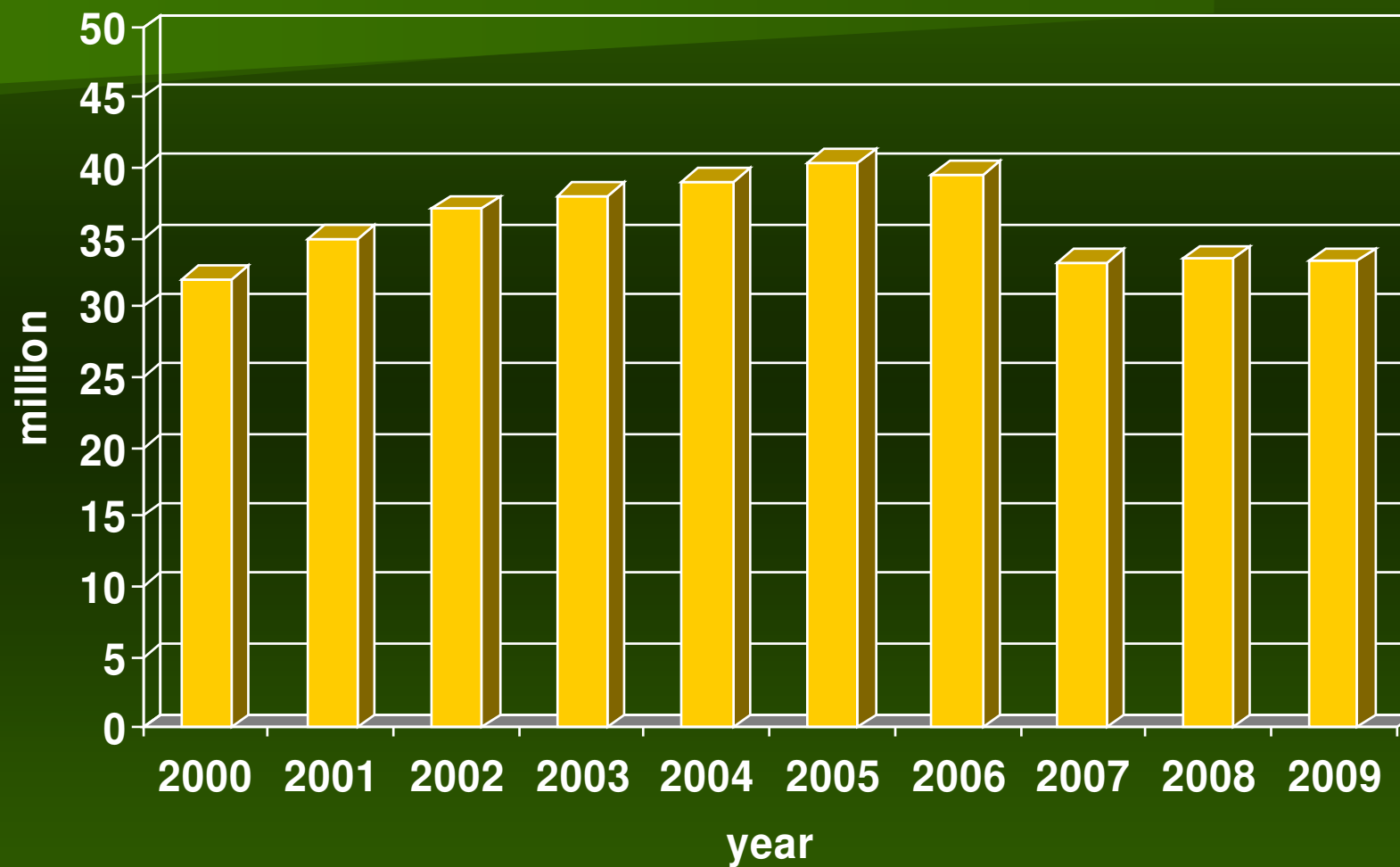
DONATION GROUP	GENDER	POZITIVE	NEGATIVE	TOTAL
FIRST DONATION	Masculine	32	65149	65181
	Feminine	8	36078	36086
MULTIPLE DONATIONS	Masculine	4	155021	155025
	Feminine	1	75923	75924
OCCASIONAL DONATION	Masculine	5	43453	43458
	Feminine	0	23084	23084
TOTAL		50	398708	398758

*The data is provided by National Hematology Institute "PROF.C.T.NICOLAU"

World General HIV/AIDS data December 2009

☺ Number of PLWHA	Total	33,3 million (31,4 – 35,3 million)
	Adults	30,8 million (29,2 – 32,6 million)
	Women	15,9 million (14,8 – 17,2 million)
	Children < 15 years	2,5 million (1,6 – 3,4 million)
☹ HIV infected persons in 2009	Total	2,6 million (2,3 – 2,8 million)
	Adults	2,2 million (2,0 – 2,4 million)
	Children < 15 years	370 000 (230 000 – 510 000)
☹ AIDS related deaths in 2009	Total	1,8 million (1,6 – 2,1 million)
	Adults	1,6 million (1,4 – 1,8 million)
	Children < 15 years	260 000 (150 000 – 360 000)

Estimates on the number of PLWHA during 2000-2009



Source: AIDS epidemic update: December 2010

Global estimates on adults and children December 2009



- **Persons infected with HIV in 2009** **33,3 million (31,4 – 35,3 million)**
- **New cases of HIV infection in 2009** **2,6 million (2,3 – 2,8 million)**
- **AIDS deaths related in 2009** **1,8 million (1,6 – 2,1 million)**

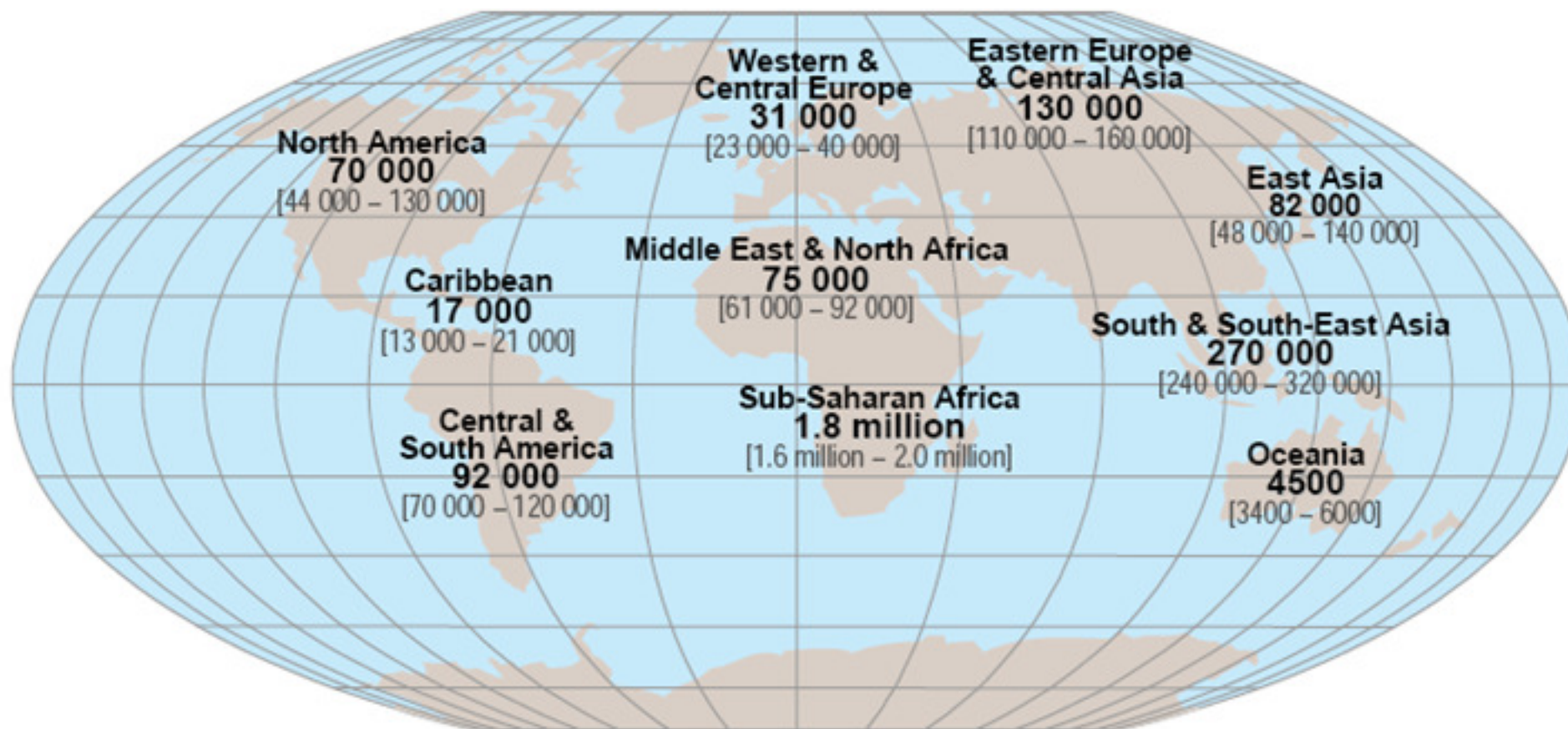


Estimates on the number of living children and adults with HIV infection at the end of 2009



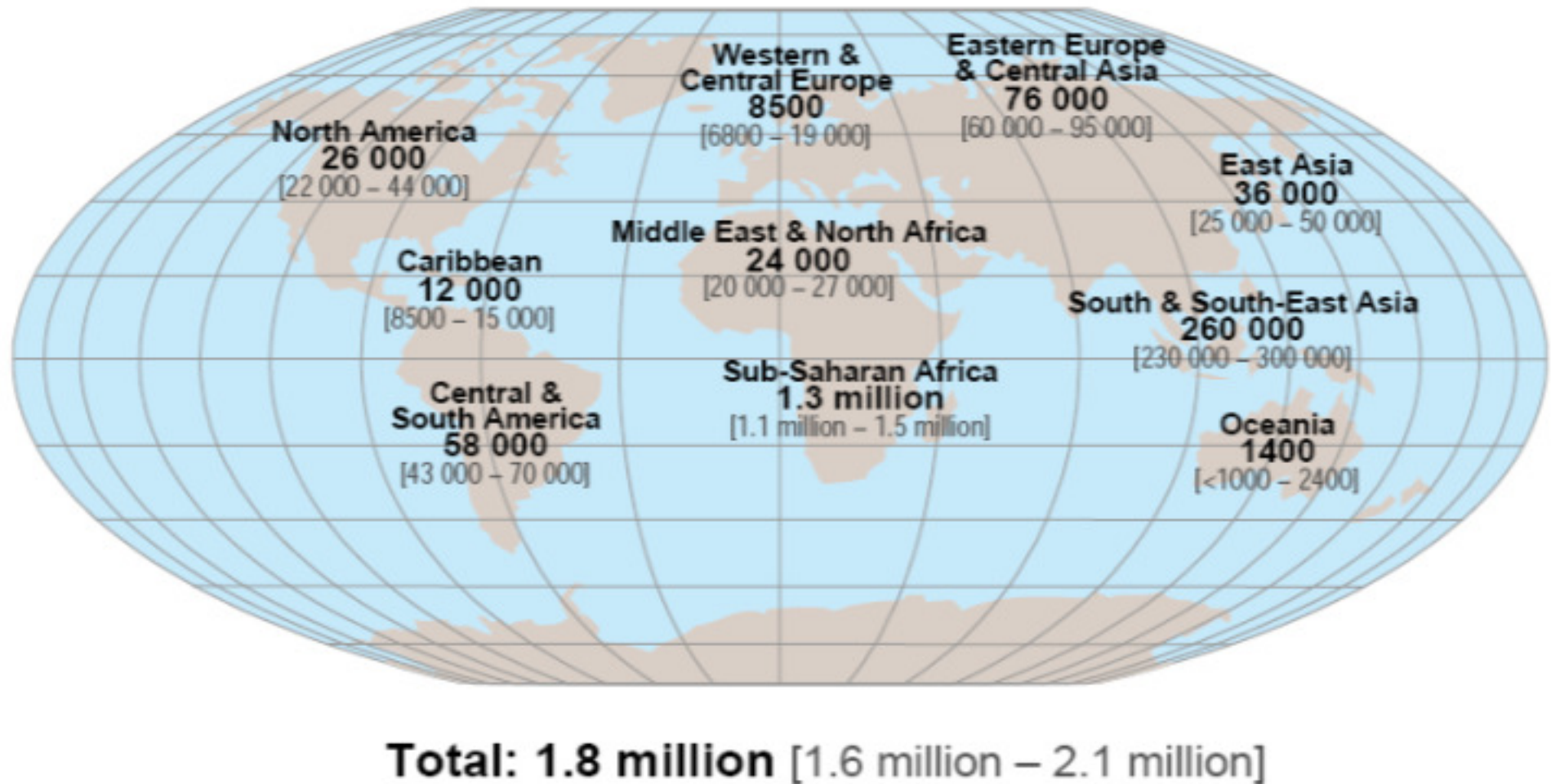
Total: 33.3 million [31.4 million – 35.3 million]

Estimates on the number of adults and children with HIV infection in 2009



Total: 2.6 million [2.3 million – 2.8 million]

Estimates on AIDS related deaths (adults and children) in 2009



Nearly 7.000 people got infected with HIV, daily in 2009

- **Over 97% of these people come from poor and developing countries.**
- **Around 1.000 of them are children <15 years**
- **Approximately 6.000 of them belong to the 15-49 age group, out of which:**
 - **~ 51% are women**
 - **~ 41% are between 15–24 years**

Global estimates on HIV and AIDS at the end of 2009

Children (<15 years)



- Living children with HIV 2,5 million (1,6 – 3,4 million)
- Newly HIV cases at children in 2009 370 000 (230 000 – 510 000)
- AIDS related deaths in 2009 260 000 (150 000 – 360 000)

REGIONAL STATISTICAL DATA DECEMBER 2009

REGION	LIVING ADULTS AND CHILDREN	NEW HIV CASES AT CHILDREN AND ADULTS	PREVALENCE AT ADULTS (15-49 YEARS) [%]	ADULTS AND CHILDREN: AIDS RELATED DEATHS
Sub-Saharan Africa	22.5 MILLION (20,9 - 24,2 million)	1,8 million (1,6 - 2,0 million)	5,0% (4,7% - 5,2%)	1,3 million (1,1 - 1,5 million)
Middle East and North Africa	460 000 (400 000 - 530 000)	75 000 (61 000 - 92 000)	0,2% (0,2% - 0,3%)	24 000 (20 000 - 27 000)
South Asia and South East Asia	4,1 million (3,7 - 4,6 milioane)	270 000 (240 000 - 320 000)	0,3% (0,3% - 0,3%)	260 000 (230 000 - 300 000)
South Asia	770 000 (560 000 - 1,0 million)	82 000 (48 000 - 140 000)	0,1% (0,1% - 0,1%)	36 000 (25 000 - 50 000)
Central and South America	1,4 million (1,2 - 1,6 million)	92 000 (70 000 - 120 000)	0,5% (0,4% - 0,6%)	58 000 (43 000 - 70 000)
Caribbean	240 000 (220 000 - 270 000)	17 000 (13 000 - 21 000)	1,0% (0,9% - 1,1%)	12 000 (8 500 - 15 000)
Eastern Europe and Central Asia	1,4 million (1,3 - 1,6 million)	130 000 (110 000 - 160 000)	0,8% (0,7% - 0,9%)	76 000 (60 000 - 95 000)
Central and Western Europe	820 000 (720 000 - 910 000)	31 000 (23 000 - 40 000)	0,2% (0,2% - 0,2%)	8 500 (6 8000 - 19 000)
North America	1,5 million 1,2 - 2,0 million)	70 000 (44 000 - 130 000)	0,5% (0,4% - 0,7%)	26 000 (22 000 - 44 000)
Oceania	57 000 (50 000 - 64 000)	4 500 (3 400 - 6 000)	0,3% (0,2% - 0,3%)	1 400 (< 1 000 - 2 400)
TOTAL	33,3 million (31,4 - 35,3 million)	2,6 million (2,3 - 2,8 million)	0,8% (0,7% - 0,8%)	1,8 million (1,6 - 2,1 million)

Source: AIDS epidemic update: December 2010

HIV/AIDS Estimates within Europe WHO Region (53 countries)



■ HIV/AIDS Reported cases (total):

– HIV Infection :	587.631
– AIDS Cases:	355.055
– AIDS Deaths:	189.246

Characteristics of diagnosed HIV infection cases in European WHO regions in 2009, by geographical areas

	WHO European Region	West*	Central E*	East*
Number of HIV infection cases	53427	24703	1612	27112
Rate per million population	85	67	14	189
% of cases:				
Age group 15-24 years	12,2%	9,8%	18,9%	14,0%
Women	34,7%	28,4%	19,9%	41,4%
Way of transmission**				
Heterosexual	42,7%	25%***	24,0%	45,9%
MSM	18,1%	36,6%	29,5%	0,6%
IV Drugs	22,0%	3,9%	8,0%	39,4%
Unknown	15,9%	18,1%	37,2%	12,7%

*no data for: West: Austria, Monaco; Centre: Turkey; East: Russia.

**cases with unspecified age and gender are excluded

***persons from countries with general epidemic are excluded

DEFINITIONS

- **INCIDENCE** = Number of new cases x 100.000/registered population at 1 July 2008
- **PREVALENCE** = Number of new and old cases x 100.000/population registered at 1 July 2008
- **CHILD** = persons framed in the 0-14 age group, according to the CDC definition (1993-1994)
- **ADULT** = person \geq 15 years, according to the CDC definition 1993-1994



NATIONAL INSTITUTE OF INFECTIOUS DISEASES "PROF.DR.MATEI BALȘ"

Compartment for Monitoring and Evaluation of HIV/AIDS Infection in Romania

- **Manager:**

Prof Adrian Streinu-Cercel

Head of Infectious Diseases Dep.

"Carol Davila" Medicine and Pharmacy Univ.

President of Infectious Diseases and AIDS
Commission

- **Coordinator:**

Dr. Mariana Mărdărescu

- **Coordinator of Adults Program:**

Conf.Dr.Elisabeta Otilia Benea

- **Coordinator of Children Program:**

Dr.Sorin Petrea

Statistical data operators:

- **PC Operators:**

As.med. Marieta Iancu

Daniela Vițelaru

Sanda Vintilă

- **Collaborators:**

Dr. Ionel Iosif- ISP Bucuresti
Romanian HIV/AIDS Center