



1 decembrie  
Evoluția fenomenului HIV în România  
2023-2024

Dr. Mariana Mărdărescu MD PhD  
Coordonator  
Compartimentul pentru Evaluarea și Monitorizarea Infecției HIV în  
România  
INBI "Prof. Dr. Matei Balș,,  
Reprezentantul României  
în  
HIV Outcomes European Steering Group (Bruxelles)

**GENEVA, 26 November 2024— Ahead of World AIDS Day (1 December), a new report by UNAIDS shows that the world can meet the agreed goal of ending AIDS as a public health threat by 2030 – but only if leaders protect the human rights of everyone living with and at risk of HIV. The report’s message is summed up in its title: “Take the rights path to end AIDS”.**



“Despite huge progress made in the HIV response, human rights violations are still preventing the world from ending AIDS,” said Winnie Byanyima, Executive Director of UNAIDS. “When girls are denied education; when there is impunity for gender-based violence; when people can be arrested for who they are, or who they love; when a visit to health services is dangerous for people because of the community they are from—the result is that people are blocked from being able to access HIV services that are essential to save their lives and to end the AIDS pandemic. To protect everyone’s health, we need to protect everyone’s rights.”

Of the 39.9 million people living with HIV, 9.3 million people are still not accessing life-saving treatment. Last year, 630 000 people died of AIDS-related illnesses, and 1.3 million people around the world newly acquired HIV. In at least 28 countries, the number of new HIV infections is on the rise. To bring down the trajectory of the pandemic, it is imperative that lifesaving programmes can be reached without fear by all who need them.

Every day in 2023, 570 young women and girls aged between 15 and 24 acquired HIV. In at least 22 countries in eastern and southern Africa, women and girls of this age group are three times more likely to be living with HIV than their male peers.

# HIV/AIDS surveillance in Europe 2024 – 2023 data



HIV infection continues to affect the health and well-being of nearly 2.6 million people in the WHO European Region, particularly in the eastern part of the Region.

This report is the latest in a series published jointly by the European Centre for Disease Prevention and Control (ECDC) and the WHO Regional Office for Europe that has been reporting data on HIV and AIDS in the WHO European Region and in the European Union and European Economic Area (EU/EEA) since 2007.

**It finds that while epidemic patterns and trends vary widely across European countries, nearly 113 000 people were diagnosed with HIV in the European Region in 2023, including around 25 000 in the EU/EEA.**



# HIV/AIDS surveillance in Europe 2024 – 2023 data

**Table A. Characteristics of new HIV and AIDS diagnoses reported in the WHO European Region, the west, centre and east of the WHO European Region, and the EU/EEA, 2023**

	WHO European Region	West	Centre	East	EU/EEA
Reporting countries/number of countries <sup>a</sup>	47/53	20/23	14/15	13/15	30/30
Number of new HIV diagnoses	112 883	27 043	8 239	77 601	24 731
Rate of HIV diagnoses per 100 000 population	12.7	6.2	4.2	30.6	5.3
Percentage aged 15–24 years	5.8%	9.0%	12.2%	4.0%	10.1%
Percentage aged 50+ years	18.7%	21.1%	15.6%	18.2%	20.5%
Male-to-female ratio	1.8	2.1	3.9	1.6	2.7
Percentage of migrants <sup>b</sup>	38.1%	69.9%	30.5%	3.2%	47.9%
<b>Transmission mode</b>					
Sex between men	11.7%	33.3%	18.1%	3.4%	46.7%
Heterosexual transmission (men)	33.1%	16.9%	16.2%	40.5%	21.2%
Heterosexual transmission (women)	30.7%	23.7%	8.3%	35.6%	24.8%
Injecting drug use	13.6%	3.3%	2.3%	18.4%	4.1%
Mother-to-child transmission	0.5%	1.3%	0.4%	0.3%	0.9%
Unknown	10.3%	21.1%	54.7%	1.8%	27.6%
<b>AIDS and late HIV diagnosis</b>					
Percentage new HIV diagnoses CD4 < 350 cells/mm <sup>3</sup>	52.4	45.9	57.0	59.5	52.7
Number of new AIDS diagnoses <sup>c</sup>	7 878	2 168	874	4 836	2 690
Rate of AIDS diagnoses per 100 000 population	1.2	0.6	0.4	4.9	0.7

<sup>a</sup> No data received from Andorra, Bosnia and Herzegovina, Monaco, San Marino, Turkmenistan or Uzbekistan.

<sup>b</sup> Migrants defined as originating from outside of the country in which they were diagnosed.

<sup>c</sup> No data reported by Andorra, Belarus, Bosnia and Herzegovina, Cyprus, Germany, Monaco, North Macedonia, the Russian Federation, San Marino, Sweden, Turkmenistan or Uzbekistan.

<sup>1</sup> In this report, the word “countries” refers to “countries, territories and areas” without distinction.

<sup>2</sup> Previous positive diagnoses are defined as an HIV diagnosis made either abroad or in another setting within the reporting country on any occasion before the current year of reporting. Some countries report previous positive HIV cases as they enter, re-enter or re-engage with the care system in the reporting country.

<sup>3</sup> Fig. A1.1 in Annex 1 illustrates the division of countries into west, centre and east of the WHO European Region.



Date generale la 30 septembrie 2024

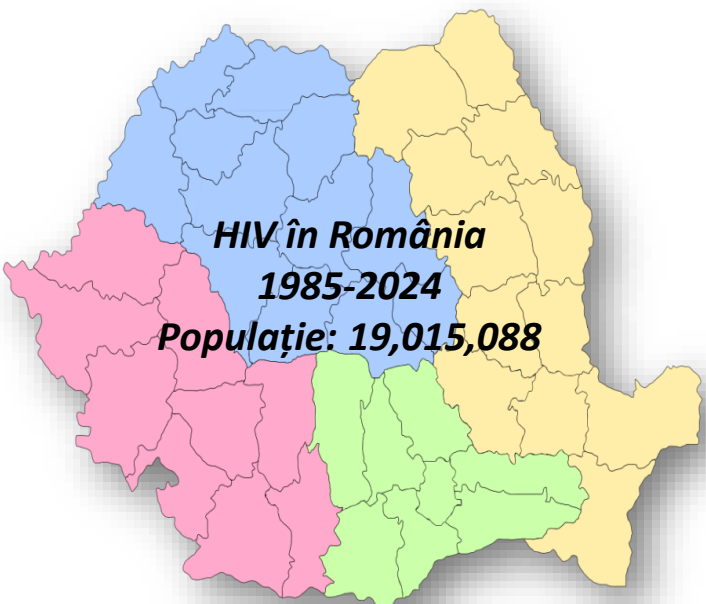
---

TOTAL HIV/SIDA (CUMULATIV 1985-2024) <u>DIN CARE:</u>	28.527
TOTAL SIDA (CUMULATIV 1985-2024)	18.745
TOTAL HIV (CUMULATIV 1992-2024)	9.782
PIERDUȚI DIN EVIDENȚĂ HIV/SIDA COPII + ADULȚI	1.272
TOTAL DECESE SIDA (1985-2024)	8.695
NUMĂR PACIENȚI HIV/SIDA ÎN VIAȚĂ DIN CARE:	18.560
0-14 ANI	140
15-19 ANI	130
≥ 20 ANI	18.290
CAZURI NOI HIV/SIDA, DEPISTATE ÎN PERIOADA 01.01-30.09.2024	562
CAZURI NOI HIV NOTIFICATE	325
CAZURI NOI SIDA NOTIFICATE	237
PACIENȚI AFLAȚI ÎN EVIDENȚĂ ACTIVĂ	<b>15337</b>
PACIENȚI AFLAȚI ÎN TARV+profilaxie	<b>15388</b>
DECESE înregistrate în Baza Națională de Date, în perioada 01.01-30.09.2024, prin fișele de confirmare a cazului HIV/SIDA	139

---



- ✓ 1985-2024 cazuri cumulative: **28.527**
- ✓ PLWHA înregistrate în Baza Națională de Date (1985-2024): **18.560**
- ✓ Media cazurilor între anii 2010-2024: **757**
- ✓ Estimat UNAIDS al PLWHA: **16.000** (16.000-20.000 în 2023)\*
- ✓ Cohorta supraviețuitorilor de lungă durată (1988-1990), cu infectare non-verticală: **~11.000** (înregistrați în Baza Națională de Date HIV, între anii 1990-2000)
- ✓ Co-infecții HIV/HBV în Cohorta Supraviețuitorilor de Lungă Durată: **43,4%**
- ✓ **>5500** PLWHA din Cohorta Supraviețuitorilor de Lungă Durată
- ✓ YPLWHA din grupa de vârstă 20-34:
  - ✓ **3979- 21,43%** din totalul celor înregistrați în Baza Națională de Date
  - ✓ **6359 pacienți – 34%**- 35-39 grupa de vârstă (în care este inclusă cohorta anilor 1988-1990)
- ✓ **Tendințe:** persoane tinere heterosexuale, bărbați care întrețin relații sexuale cu alți bărbați (BSB), persoane care utilizează droguri injectabil (CDI) (creștere importantă în perioada 2011-2016).
- ✓ Rata de transmitere perinatală septembrie 2024: **2,36%**, la nivel național, din totalul cazurilor nou depistate (de la 4,55% din totalul cazurilor nou depistate în 2010 la 0,8% în anul 2023)
- ✓ Cazuri noi depistate în anul 2024: **562, 57% cale de transmitere- contact sexual neprotejat (heterosexual)**
- ✓ Număr persoane aflate în tratament antiretroviral și profilaxie specifică, Septembrie 2024: **15388** (Date trimite și procesate de Unitatea de Asistență Tehnică și Management)
- ✓ Număr de teste HIV efectuate în perioada 1 Ianuarie-30 Septembrie 2024: **220344** din care 1116 pozitive (0,5%)



\*UNAIDS- HIV Estimates for Romania 2023



## Tendențe în calea de transmitere România 2007-2024\*

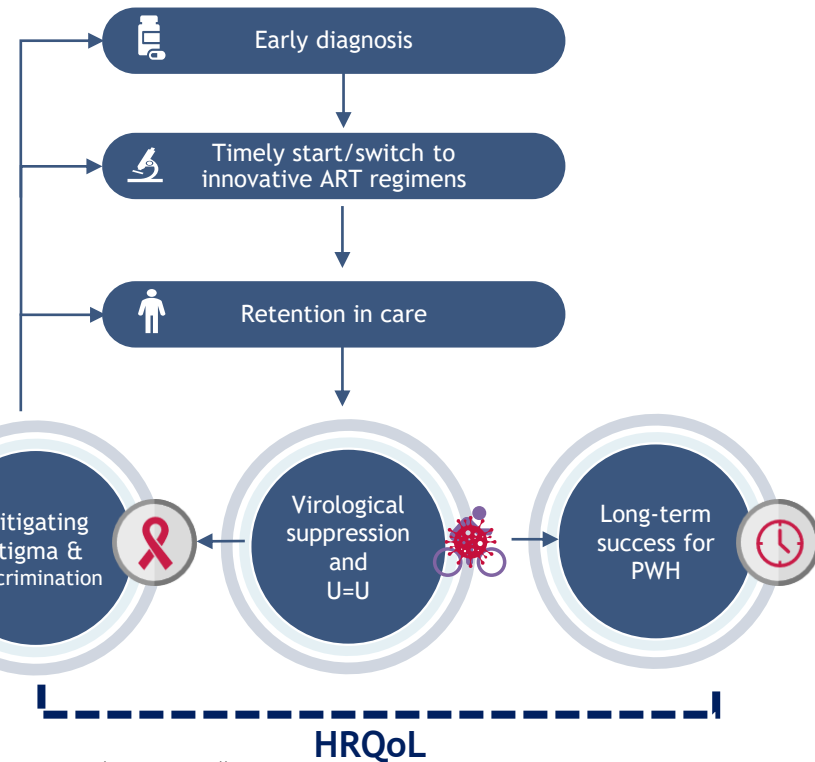
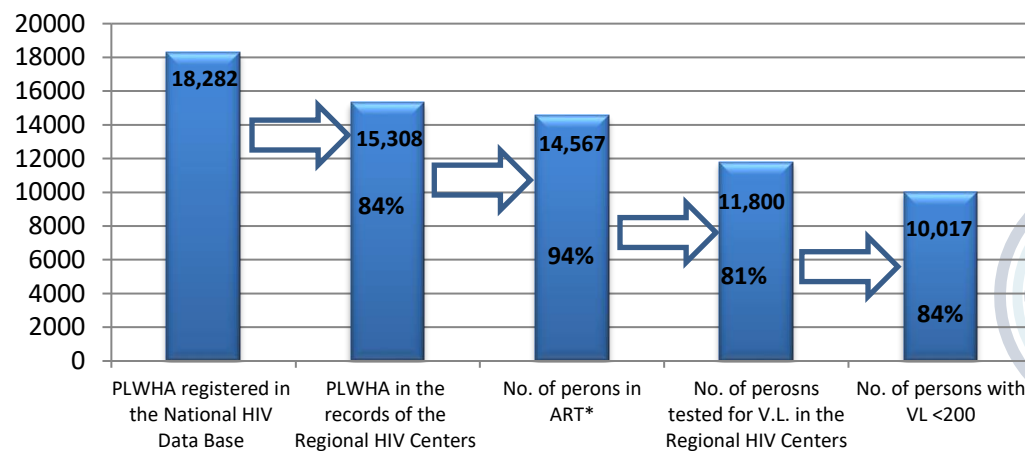
Calea de transmitere	2007	2008	2009	2010	2011	2012	2013	2014	2015	2016	2017	2018	2019	2020	2021	2022	2023	1 DECEMBRIE 2024
Materno-fetală**	9 (1.85%)	13 (2.28%)	23 (4%)	27 (4.55%)	23 (2.84%)	21 (2.21%)	28 (2.69%)	17 (1.76%)	19 (2.09%)	6 (0.7%)	15 (1.81%)	7 (0.9%)	13 (1.5%)	8 (1.5%)	7 (1%)	8 (1%)	6 (0.8%)	<b>15</b> <b>(2.36%)</b>
BSB (Bărbați Sex cu Bărbați)	19 (3.91%)	44 (7.73%)	54 (9.6%)	69 (11.63%)	108 (13.36%)	101 (10.67%)	112 (10.77%)	144 (14.96%)	139 (15.34%)	152 (17.92%)	163 (19.68%)	180 (22.67%)	202 (23.2%)	142 (26,54%)	203 (30%)	218 (29%)	207 (29%)	205 (32.28%)
CDI (Consumatori de droguri pe cale intravenoasă)	9 (1.85%)	4 (0.7%)	11 (2%)	19 (3.2%)	160 (19.8%)	304 (32.13%)	326 (31,37%)	221 (22.97%)	194 (21.41%)	149 (17.57%)	124 (14.97%)	95 (11.96%)	90 (10.35%)	45 (8.4%)	52 (7,7%)	49 (6,6%)	54 (8%)	34 (5.35%)
BSB/CDI	1 (0.2%)	0	1 (0.2%)	1 (0.16%)	7 (0.86%)	7 (0.73%)	9 (0.86%)	9 (0.93%)	11 (1.21%)	3 (0.35%)	3 (0.36%)	3 (0.4%)	2 (0,2)	3 (0.6%)	5 (0.74%)	3 (0.4)	5 (0.69%)	11 (1.73%)
Heterosexuală	378 (77.93%)	434 (76.27%)	430 (75.5)	443 (74.7%)	481 (59.52%)	472 (49.89%)	549 (52.83%)	550 (57.17%)	515 (56.84%)	528 (62,26%)	514 (62%)	494 (62.21%)	550 (63%)	332 (62%)	399 (59.7%)	463 (61,7%)	435 (61%)	363 (57.16%)
Neprecizată	69 (14.22%)	74 (13%)	49 (8.7%)	34 (5.73%)	29 (3.58%)	41 (4.33%)	15 (1.44%)	21 (2.18%)	28 (3.09%)	10 (1.17%)	9 (1.1%)	15 (1.9%)	12 (1.4%)	5 (0,9%)	2 (0.3%)	9 (1,2%)	9 (1.25%)	7 (1.10%)
<b>Total ***</b>	<b>485</b>	<b>569</b>	<b>568</b>	<b>593</b>	<b>808</b>	<b>946</b>	<b>1039</b>	<b>962</b>	<b>906</b>	<b>848</b>	<b>828</b>	<b>794</b>	<b>869</b>	<b>535</b>	<b>668</b>	<b>750</b>	<b>716</b>	<b>635</b>

\*Reactualizarea datelor cu intarzierile in raportarea si confirmarea cazurilor se face anual

\*\* Nou născuți expuși perinatal HIV cu statut de "infectat" în anul 2024 și copiii expuși perinatal HIV aflați în supraveghere din anii anteriori și confirmați în anul 2024

# Continuous progress towards the UNAIDS 95-95-95 targets in Romania

## LINKING PWH TO THE CARE CASCADE THROUGH REDUCING STIGMA AND EXPANDING ACCESS TO INNOVATIVE THERAPIES<sup>1-3</sup>



\*>5500 from the Romanian Cohort discovered during their early childhood years, in the early 1990s, long-term survivors, therapeutically multi-experienced

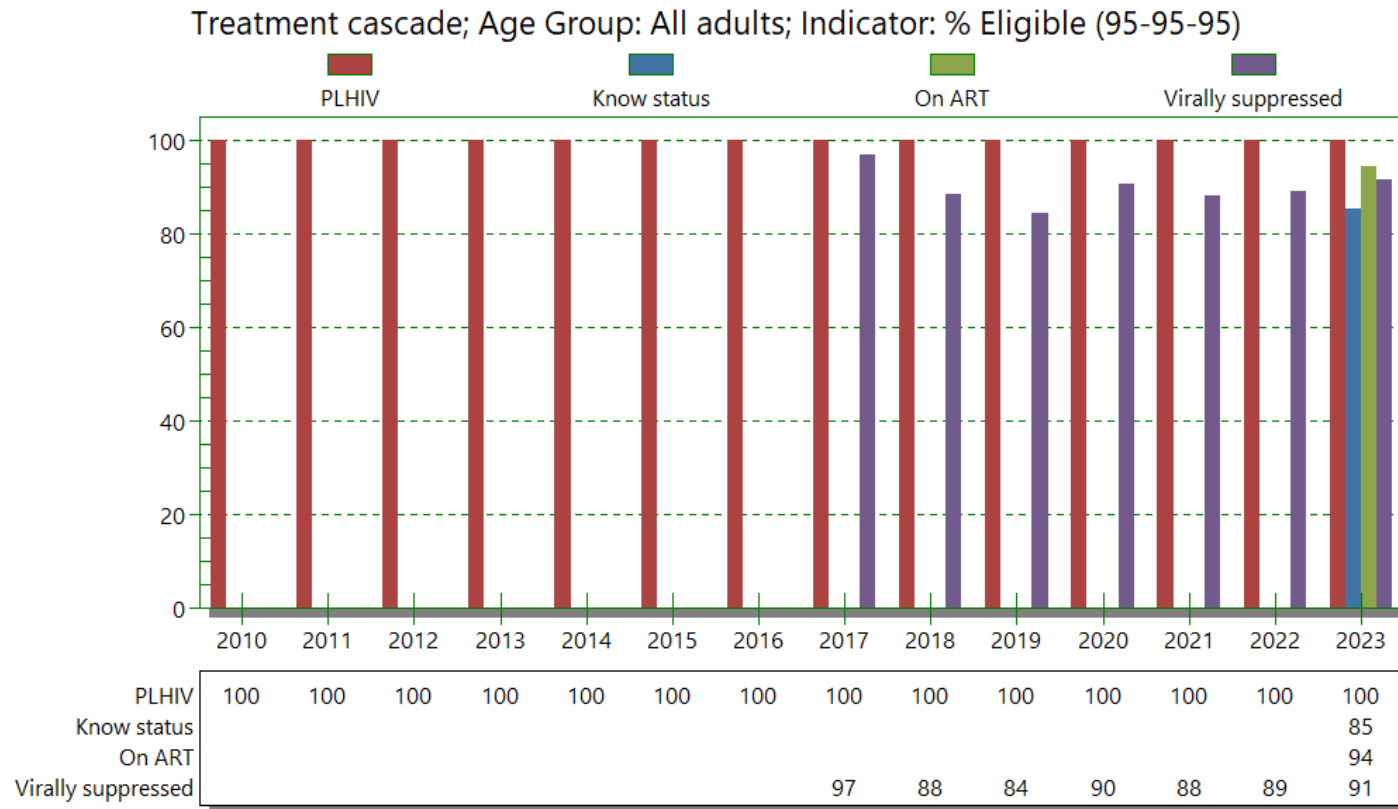
15308- persons in active records

ART, antiretroviral therapy; PLHIV, people living with HIV; U=U, undetectable=untransmittable.

1. National HIV Curriculum. 2017 [online]. Available at: [www.hiv.uw.edu/go/screening-diagnosis/linkage-care/core-concept/all](http://www.hiv.uw.edu/go/screening-diagnosis/linkage-care/core-concept/all). Last accessed: April 2020; 2. Robertson M, et al. AIDS Care 2014;27:260-7; 3. UNAIDS Confronting discrimination 2017. Available from: <https://www.unaids.org/en/resources/documents/2017/confronting-discrimination> Last accessed: April 2020.



## Progress towards 95-95-95, all adults (15+)

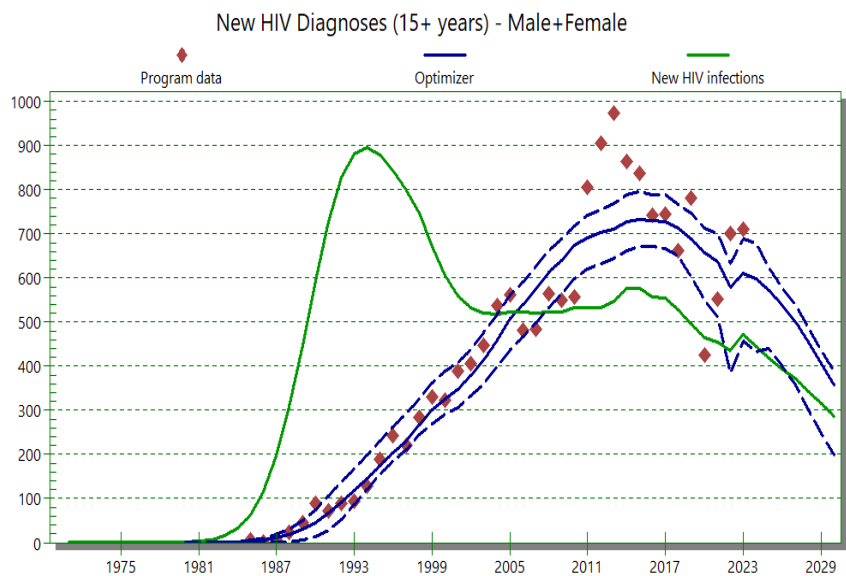




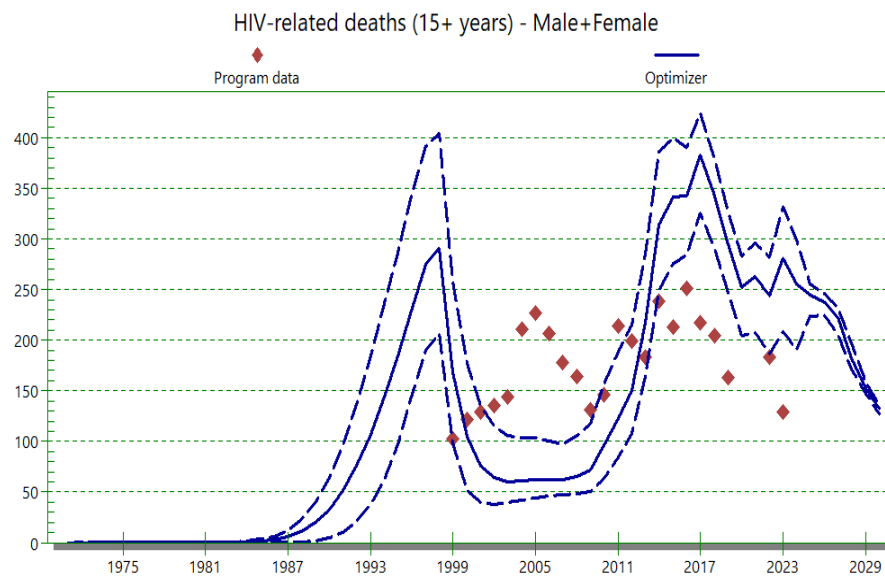
# ESTIMĂRI UNAIDS ROMÂNIA 2023



## Cazuri noi de infecție HIV, 15+ Proiecții 2029

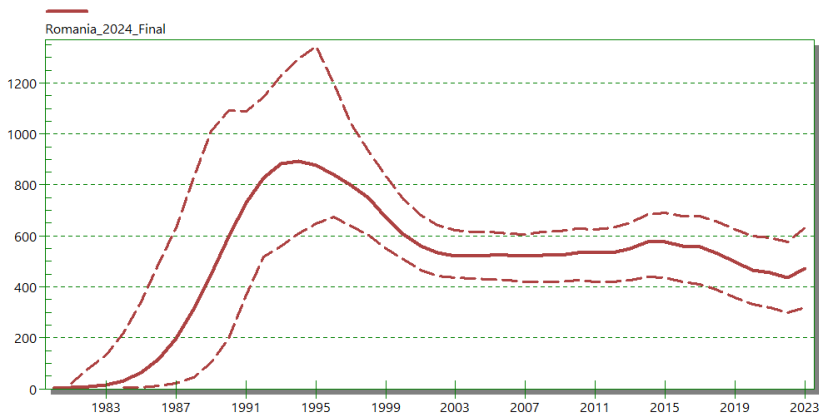


## Decese HIV, 15+ Proiecții 2029



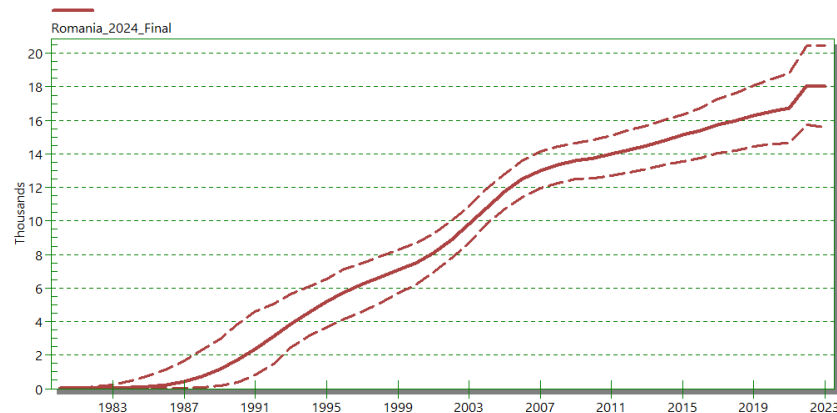
# Cazuri noi de infecție HIV, 15+

New HIV infections (15+)



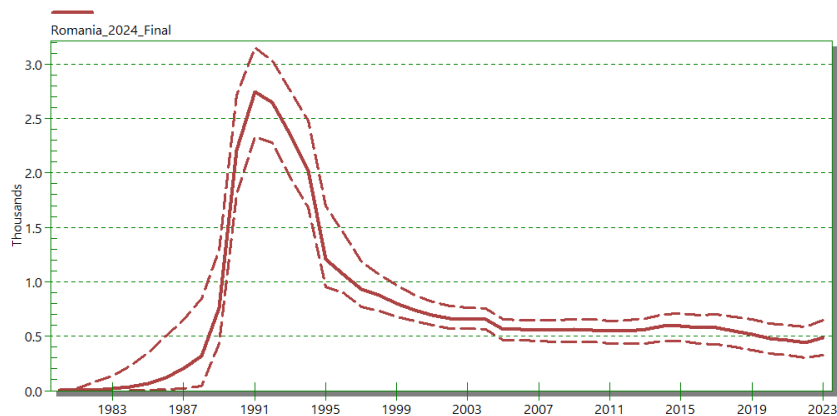
# Număr persoane care trăiesc cu HIV, +15

HIV population (15+)



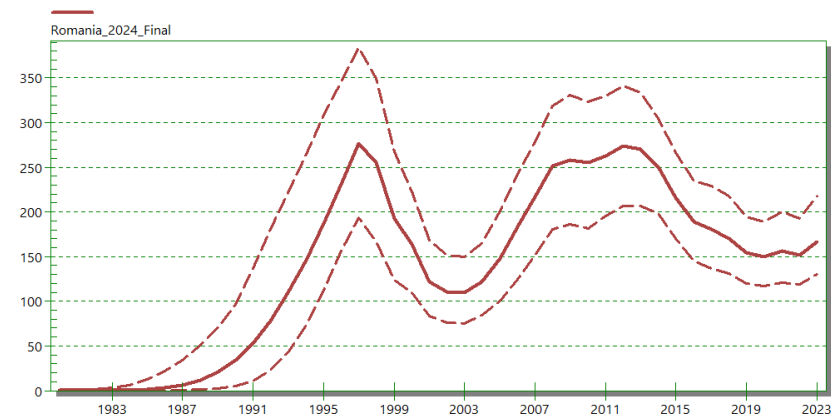
# Cazuri noi de infecție HIV Toate vârstele

Number of new HIV infections



# Decese HIV (toate vârstele)

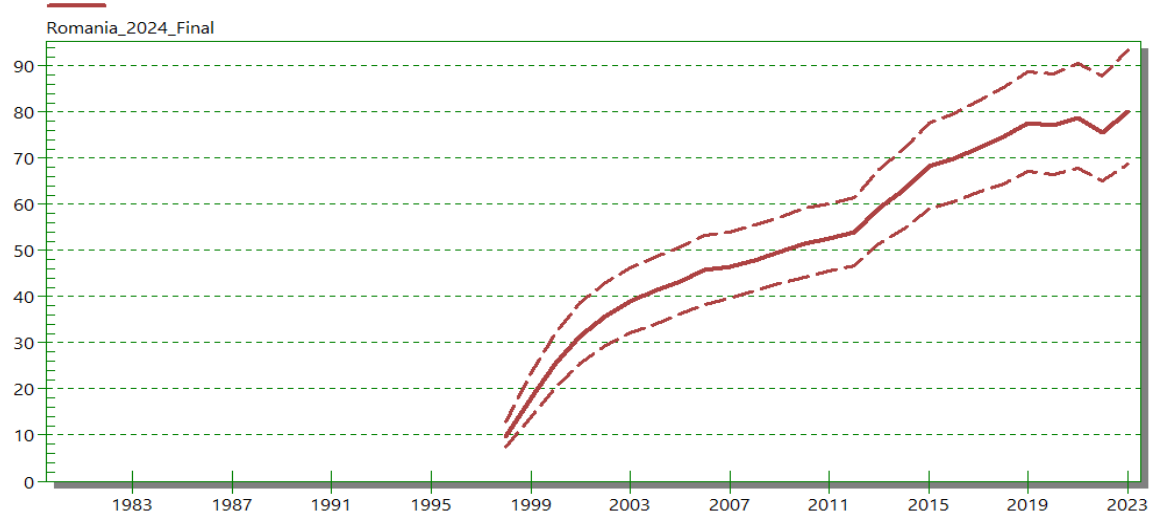
Annual AIDS deaths (15+)





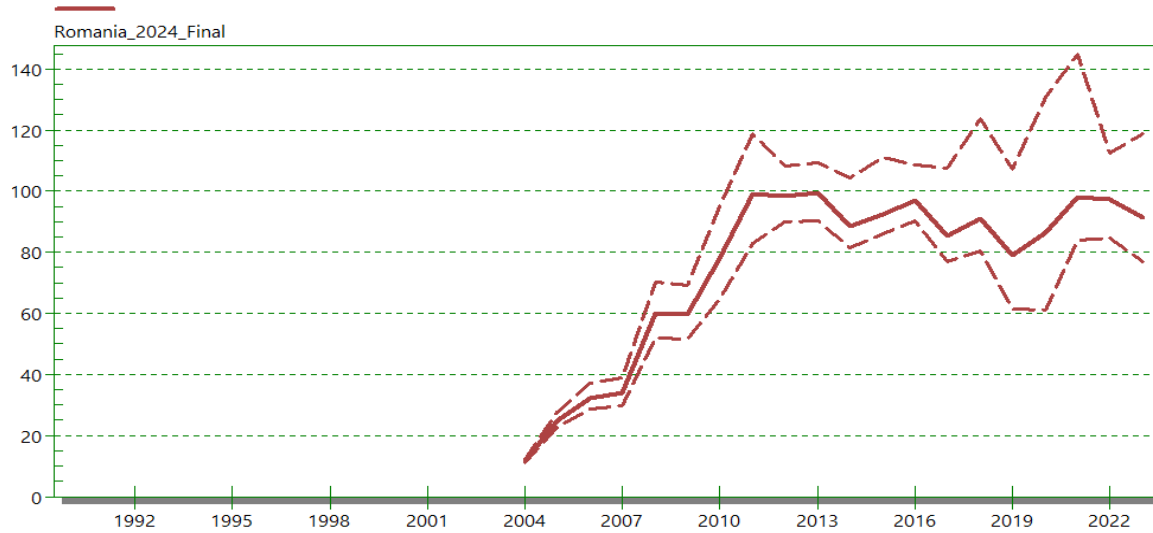
## Tratament antiretroviral (15+):

ART coverage of all HIV+ adults (15+) (%)



## Profilaxie antiretrovirală (15+):

PMTCT coverage (%)





# Echipa

---

Manager: Dr. Adrian Marinescu

Coordonator: Dr. Mariana Mărdărescu

Coordonator program UATM Dr. Adrian Marinescu

Prelucrări date statistice:

Operatori PC: Sanda Vintilă  
Adina Bâțan-Gherghe

Colaborator INSP Dr. Ionel Iosif

Operator Tessy Claudiu Șchiopu

Colaborator Centrul Român HIV/SIDA

---

Muṭumesc!